


# CLOVER HOUSE



SINCE 1975

CATALOG THIRTEEN-A



SUPPLIES FOR MODELERS



Dear friends and customers:

Jane and I wish to announce that after 36 years, Clover House has been sold to Tom and Kathy Dempsey of Spokane Valley, Washington as of April 12, 2011. Tom has a real passion for this business and plans to continue it in the same manner we have while adding new products and expanding its reach.

Thank you all for the immense support we have enjoyed over the years. This has been a labor of love and we are so pleased to be able to pass it on to the capable hands of Tom and Kathy. Please extend them the same support you have shown us.

Sincerely,

Russ Clover

Welcome to Catalog 13.A and Greetings from Spokane Valley.....

As my wife, Kathy, and I assume ownership of Clover House we want to assure all of you that we intend to maintain the high standards of goods and services established by Russ and Jane over the years.

Our plans are to expand the product line over time by introducing complimentary products, to attend more shows and to expand our presence on the internet.

Please be patient while we are getting our feet wet.

Sincerely,

Tom Dempsey

# WINDOW GLASS




Window glass is designed to be used where the utmost in realism is desired in buildings, cars, locomotives, trucks, ships and military models. It gives the proper light reflection of glass and does not warp like thin plastic. However, it is recommended for the advanced modeler.

Glass can readily be cut with our scriber, following the instructions included in each package. The scriber is carbide tipped for sharpness and

long life and should only be used for cutting glass. A wheel-type glass cutter will break this very thin glass.

In places where larger panes of "glass" are needed, we recommend using ultra clear polycarbonate (Lexan) sheets, found on page 11 of this catalog. It is thicker than the glass, but it is less expensive and easier to handle for large panes. It will not warp.



Product Number	Quantity	Description	Price
230	10	2.3" x 0.9" x 0.006"	<b>\$6.50</b>
231	25	2.3" x 0.9" x 0.006"	<b>13.00</b>
234	50	2.3" x 0.9" x 0.006"	<b>22.00</b>
232	1	Glass Scriber	<b>4.50</b>
232P	1	Scriber Replacement Point	<b>2.25</b>
233	1	Glass and Scriber Pack (one - 230 and one - 232)	<b>10.00</b>


## A SPECIAL NOTE TO ALL MODELERS

You will notice that Clover House products are slanted primarily toward model railroaders. However, many of the items can be used in other craft-type hobbies. As an example: chain, cable, barrels and wood poles are naturals for ship modeling while cable and chain

can be used for trucks and military models.

Dry transfer alphabets and stripes may be used in all areas of modeling. You will find a conversion table inside the back cover that should be of help in choosing the size you need for your project.

# METALS



**BRASS** has been a favorite metal of model builders for many years. Usually it is used in sheet form for construction of locomotives and cars, in wire form for piping and rods, and, in tube form for smoke stacks, air tanks and car loads.

**PHOSPHOR BRONZE** is generally used where electrical contacts are required. Natural springiness and conductivity make it a better contact material than brass. It is used in wire form for traction overhead and auxiliary pickups on wheels and axles. The sheet stock is handy for leaf contacts and electrical pickup shoes for cars and locomotives.

**NICKEL SILVER** is used primarily for rail but can be used for general metal work. The advantages are that it doesn't turn green like brass and the oxidation that does form will conduct electricity. Also, it works and forms about the same as brass. This is not surprising since nickel silver is really a type of brass. Some of the zinc has been replaced with nickel to change the color and improve resistance to corrosion.

**COPPER** is the standard metal used to conduct electricity. It is also used on printed circuit (PC) board ties and in sheets for roofs of buildings.


**HARDNESS** - Copper-based metals such as brass, nickel silver, phosphor bronze, and plain copper increase in hardness, or stiffness as they are formed or bent. With soft metal, the piece can be bent or formed to a shape, and it will not try to return to its original shape. It can also be bent out of shape easily.

Work hardening happens when these metals are formed or bent a few times at the same point. The metal becomes harder until it breaks. This will happen sooner with the harder varieties of metal.

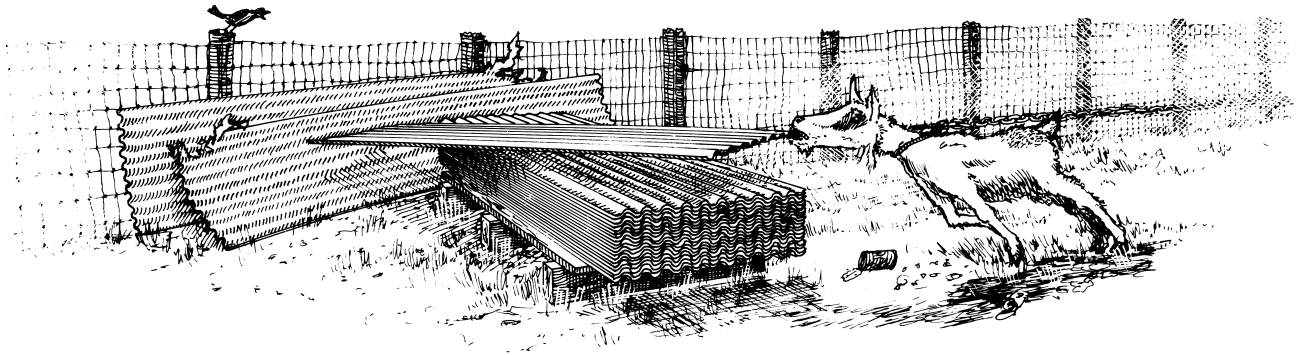
The copper based metals all anneal (soften) when heated. If you bend it too much, try using a torch or a candle to return the metal to the soft state.

Hard or spring-tempered metal is stronger, but it is harder to form because it wants to return to its original shape. It doesn't bend or "give" as easily as soft metal. Half-hard, as its name implies, is half as hard as spring tempered. It has many of the advantages of spring tempered, but is easier to form.

**ASSEMBLY** - All of these metals can be joined together using solder, epoxy, or ACC cement. Follow the instructions for the adhesive used.



# SHEET METAL



Sheet metal has long been a favorite model building material. It is available in brass, nickel silver, copper and phosphor bronze for use

in fabrication of locomotives, cars, bridges, structures, ships, military models, electrical contacts, etc.

## One 4" x 6" Sheet per Package

Product Number	Material	Hardness	Actual Thickness	Thickness in Scale Inches					Price
				N	HO	S	O	G	
971	Brass	Half-Hard	.005	0.80	0.44	0.32	0.24	0.12	\$3.75
972	Brass	Half-Hard	.010	1.60	0.87	0.64	0.48	0.24	4.25
973	Brass	Half-Hard	.020	3.20	1.74	1.28	0.96	0.48	4.50
974	Brass	Half-Hard	.032	5.12	2.78	2.05	1.54	0.77	5.50
979	Nickel Silver	Hard	.006	0.96	0.52	0.38	0.29	0.15	4.00
982	Nickel Silver	Half-Hard	.020	3.20	1.74	1.28	0.96	0.48	5.50
983	Nickel Silver	Soft	.032	5.12	2.78	2.05	1.54	0.77	6.50
990	Phosphor Bronze	Hard	.003	0.48	0.26	0.19	0.14	0.07	4.00
991	Phosphor Bronze	Hard	.008	1.28	0.70	0.51	0.38	0.19	4.00
996	Copper	Soft	.002	0.32	0.17	0.13	0.10	0.05	4.00
997	Copper	Half-Hard	.003	0.48	0.26	0.19	0.14	0.07	4.00
998	Copper	Half-Hard	.020	3.20	1.74	1.28	0.96	0.48	4.25

# SCREEN


Woven square mesh screen is available in both nylon and brass. We carry sizes which cover the range from security mesh over windows in some

scales to ventilator screen for diesels. Additional uses for the screen are sawdust burners, smoke stacks for wood burning locomotives, fencing, etc.

## One 4" x 6" Sheet per Package – \$5.00

Product Number		Mesh	Wire Diameter	Open Area	Actual Mesh Size	Mesh Size In Scale Inches				
Brass	Nylon					N	HO	S	O	G
785	885	100	.005	30.0%	.010	1.60	0.87	0.64	0.48	0.24
786	886	80	.006	31.4%	.0125	2.00	1.09	0.80	0.60	0.30
787	887	60	.007	37.5%	.0167	2.67	1.45	1.07	0.80	0.40
788	888	40	.010	36.0%	.025	4.00	2.18	1.60	1.20	0.60
789	889	20	.016	46.2%	.050	8.00	4.35	3.20	2.40	1.20

## PC TIES & PC BOARD



Printed circuit board ties (PC ties) are made from the same copper clad material used in fabricating electronic circuits. PC ties simplify crossing and turnout construction since stock rails, guard rails and frogs can be soldered in place to hold gauge. Ties are cut to length by the modeler using a razor saw, rail nippers, diagonal cutters or a cutting disc on a motor tool.

PC ties can be used to replace every fifth wood tie in track work and thus eliminate hand spiking. Once everything is soldered into place, the copper can be cut between the rails, insuring that the rails are insulated from each other. The substrate, or base material, holds everything in place after the copper coating is cut.

PC tie material comes in 12" lengths to minimize waste as the ties are cut to match the various

lengths needed. Our PC ties are copper clad on both sides.

Turnout throw bars can be drilled, tapped and soldered. In N and HO scale, throw bars are wider than standard ties to allow enough room for drilling holes, since ties that are less than .110 inch wide tend to break when they are drilled.

S and O scale PC ties will need spacers to match the height of regular wood ties.

Module Interface ties are .375 inch wide strips of .062 inch thick printed circuit board. These ties provide a firm anchor for the rails at the edge of modules where rails often get damaged.

Sheet PC board can be used for electrical tie points cut to fit by the modeler or for other special uses.

### PC Tie Strips 12" Long

Product Number	Scale	Tie Width	Quantity	Actual Thickness	Use With Corresponding Wood Ties	Price
260	N	9" (.056")	10	.031"	6" x 8" and 7" x 9"	\$7.50
261	N	Throw Bar (.110")	10	.031"	6" x 8" and 7" x 9"	5.50
262	HO - Low Contour	8" (.092")	10	.031"	4" x 8"	5.50
263	HO - Low Contour	9" (.103")	10	.031"	4" x 9"	5.50
264	HO - Low Contour	Throw Bar (.125")	10	.031"	4" x 8" and 4" x 9"	5.50
265	HO	8" (.092")	10	.062"	6" x 8"	5.50
266	HO	9" (.103")	10	.062"	7" x 9"	5.50
267	HO	Throw Bar (.125")	10	.062"	6" x 8" and 7" x 9"	5.50
272	S	8" (.125")	10	.062"	6" x 8"	5.50
273	S	9" (.141")	10	.062"	7" x 9"	5.50
274	O	8" (.167")	10	.062"	6" x 8"	6.00
275	O	9" (.188")	10	.062"	7" x 9"	6.00
276	Module Interface	.375"	6	.062"	N/A	6.00
277	Sheet PC Board	5.75" x 3.875"	1	.031"	N/A	2.50

# CHAIN




Chain is made of round blackened brass wire formed into individual links. The chain comes in two styles with either flat or oval links. Both have rounded ends just like the prototype. Flat links are used for safety chain on railroad cars and loco-

motives. Oval link chain can be used for brake chain on cars, locomotives, water tanks and for tying down logs on cars. It is also used on ships, trucks, military vehicles and lifting equipment.

**20" per Package - All Sizes \$4.25**

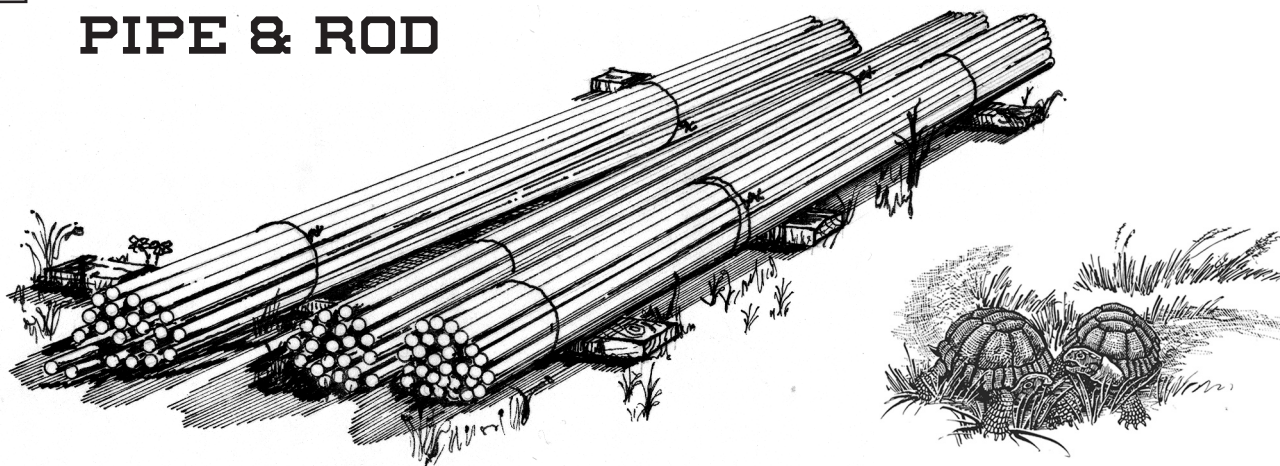
Product Number	Link Style	Links per Inch	Actual		Wire Diameter and Link Length in Scale Inches									
			Wire Dia.	Link Length	N		HO		S		O		G	
					Wire	Link	Wire	Link	Wire	Link	Wire	Link	Wire	Link
383	Oval	25	.012	.060	1.92	9.60	1.04	5.22	.08	3.84	.58	2.88	.29	1.44
384	Flat	21	.012	.075	1.92	12.00	1.04	6.52	.08	4.80	.58	3.60	.29	1.80
385	Oval	20	.014	.070	2.24	11.20	1.22	6.09	.09	4.48	.67	3.36	.34	1.68
386	Flat	17 1/2	.014	.085	2.24	13.60	1.22	7.40	.09	5.44	.67	4.08	.34	2.04
387	Oval	20 1/2	.018	.060	2.88	9.60	1.56	5.22	1.15	3.84	.86	2.88	.43	1.44
388	Oval	12	.023	.125	3.68	20.00	2.00	10.88	1.47	8.00	1.10	6.00	.55	3.00
389	Flat	10 1/2	.023	.135	3.68	21.60	2.00	11.75	1.47	8.64	1.10	6.48	.55	3.24

## SCALE COMPARISONS BY PERCENTAGE



Scale	Ratio	Z	N	TT	HO	S	O	G	Scale
Z	1:220	<b>100.00</b>	137.50	183.33	252.87	343.75	458.33	916.67	Z
N	1:160	42.73	<b>100.00</b>	133.33	183.91	250.00	333.33	666.67	N
TT	1:120	54.55	75.00	<b>100.00</b>	137.93	187.50	250.00	500.00	TT
HO	1:87	39.55	54.38	72.50	<b>100.00</b>	135.94	181.25	362.50	HO
S	1:64	29.09	40.00	53.33	73.56	<b>100.00</b>	133.33	266.67	S
O	1:48	21.82	30.00	40.00	55.17	75.00	<b>100.00</b>	200.00	O
G	1:24	10.91	15.00	20.00	27.59	37.50	50.00	<b>100.00</b>	G

# PIPE & ROD




Straight wire comes in spring brass for piping and rods. The wire may be used for piping on locomotives, cars and structures. Prototype pipe is measured by inside dimension. However, for modeling purposes, the outside dimension is used.

Rods may be used for truss rods on cars, bridges, water tanks and on other structures. They also can be used for bands on water tanks, throw rods for turnouts, railings, masts and standing rigging on ships. See tables inside of rear cover.


Ten Pieces 12" Long per Package - All Sizes 4.25

Product Number	Actual Diameter	Wire Gauge	Drill Size	N		HO		S		O		G	
				Rod	Pipe	Rod	Pipe	Rod	Pipe	Rod	Pipe	Rod	Pipe
240	.010	30	80	1 1/2"			1/2"						
241	.011	29	80	1 3/4"	1 1/2"	1"		3/4"		1/2"		1/4"	
242	.013	28	80	2"			3/4"		1/2"				
243	.014	27	79	2 1/4"	1 3/4"	1 1/4"							
244	.016	26	78	2 1/2"	2"		1"	1"	3/4"	3/4"			
245	.018	25	77	3"	2 1/4"	1 1/2"		1 1/4"			1/2"		
246	.020	24	75	3 1/4"	2 1/2"	1 3/4"			1"				
247	.023	23	74		3"	2"	1 1/2"	1 1/2"		1"	3/4"	1/2"	
248	.025	22	71	4"									
249	.028	21	69		4"	2 1/2"	2"	1 3/4"	1 1/2"	1 1/4"	1"		1/2"
250	.032	20	67	5"			2 1/2"	2"		1 1/2"			
251	.036	19	64	6"	5"	3"			2"				
252	.040	18	59		6"		3"	2 1/2"			1 1/2"		3/4"
253	.045	17	56	7"	7"	4"		3"	2 1/2"	2"		1"	
254	.051	16	55	8"	8"		4"				2"		1"
255	.057	15	53	9"	9"	5"			3"	2 1/2"	2 1/2"	1 1/4"	1 1/4"





# COILED WIRE & CABLE



### STRANDED CABLE

Stranded cable is soft multi-strand copper wire that has been blackened to simulate wire rope. It can be used for logging, ship, military, industrial, truck and railroad models.

**One 20' Coil per Package**  
**All Sizes \$5.00**

Product Number	Actual Diameter	Number of Strands	Drill Size	Diameter in Scale Inches				
				N	HO	S	O	G
282	.015	19	78	2 1/2	1 1/4	1	1/2	
283	.015	7	78	2 1/2	1 1/4	1	1/2	
284	.019	7	76	3	1 1/2	1 1/4	1	1/2
285	.025	7	72	4	2 1/4	1 1/2	1 1/4	

Product Number	Actual Diameter	Wire Gauge	Drill Size	Diameter in Scale Inches				
				N	HO	S	O	G
0275	.010	30	80	1 1/2	3/4		1/2	1/4
0276	.013	28	80	2				
0277	.016	26	78	2 1/2		1	3/4	

### PHOSPHOR BRONZE WIRE

Phosphor bronze wire is used primarily for overhead electrical systems on traction layouts, but it may also be used in other applications such as spring contacts.

**One 100' Coil per Package**  
**All Sizes \$8.00**

### NYLON FILAMENT

Black nylon filament can be used for truss rods on bridges, water tanks, cars and for bands on wooden tanks. It can also be used for telephone lines, electric power lines and cables.

**One 100' Coil per Package**  
**All Sizes \$3.25**




Product Number	Actual Diameter	Drill Size	Diameter in Scale Inches				
			N	HO	S	O	G
289	.009	80	1 1/2	3/4	1/2		
290	.010	80				1/2	1/4
291	.011	80	1 3/4	1	3/4		
292	.012	80	2				
293	.014	79	2 1/4	1 1/4			
294	.015	78	2 1/2		1	3/4	
295	.018	77	3	1 1/2	1 1/4		
297	.024	73	4		1 1/2		
298	.028	70	4 1/2	2 1/2	1 3/4	1 1/4	
299	.030	68	5		2	1 1/2	3/4

# BARRELS

Barrels have been used for shipping and storing almost everything. They belong on station platforms, cars, wharves and wherever things are to be shipped or stored as well as on bridges and trestles for fire protection. Our barrels are turned from hardwood and have raised bands.



Barrels are not made in standard sizes like metal drums. We offer four sizes which are 42" high by 30" diameter barrels in each scale. However, a barrel that is a good height for a fire barrel in one scale could be used as a nail keg in another scale. As an example, an N scale barrel would be a good sized nail keg in O scale. Also an HO barrel could be used as a hoghead in N scale.



Ten Barrels per Package

Product Number	Actual Dia.	Actual Height	Height in Scale Inches					Price
			N	HO	S	O	G	
209	.188	.263	42	23	16	13	6	\$3.75
210	.340	.483	77	42	30	23	12	3.75
211	.460	.656	108	58	42	32	16	4.25
212	.615	.875	141	77	55	42	21	4.25

# POLES



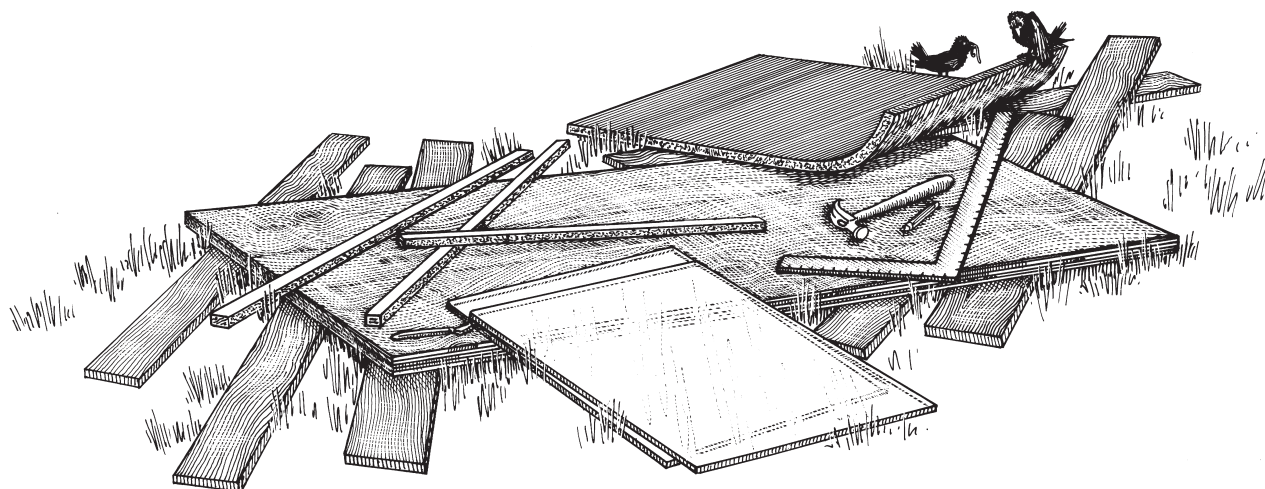
Ten Poles per Package

Poles are used in various diameters for piers, trestles or for traction, telegraph and utility line poles. (Fourteen inches is a common diameter for prototype trestles). Poles may also be used for loads in gondolas and on flat cars. They are milled from white birch with non-tapering sides.

Product Number	Actual Dia.	Actual Length	Diameter in Scale Inches					Price
			N	HO	S	O	G	
203	.085	12	14	7	5	4	2	\$2.50
204	.125	12	20	11	8	6	3	2.50
200	.156	12	25	14	10	7	4	2.50
201	.219	24	35	19	14	11	6	4.75
202	.281	24	45	24	18	14	7	4.75



# PLASTIC



Often plastics are not seriously considered for construction in models because builders want to use the same materials used to build the prototype, however plastics are valuable modeling aids.

Plastic can easily substitute for prototype material because it has a hard, smooth, easily-painted surface. Plastic may be substituted even where weathered, rough timbers or siding are needed. The plastic surface can be roughened to simulate the various textures of wood by using different grades of sand papers or with a razor saw.

As a substitute for metal, plastic does not conduct electricity, can be handled more easily and is lighter. The heat generated by high speed power tools can cause some plastics such as styrene and acrylic to melt

slightly and become gummy, therefore, it is better to use hand tools for sawing, sanding or drilling these materials.

Plastics can be assembled with either cements or solvents. For plastic to plastic, use MEK (methyl ethyl ketone) or other solvent welds; for plastic to metal, use ACC (cyanoacrylate); for plastic to wood, use aliphatic resin glue.


**STYRENE** is a smooth, white plastic and is typically used to represent lumber, siding and metal.

**POLYCARBONATE (LEXAN)** is an ultra-clear plastic used for windows. It is thicker than our window glass, but it is safer to use in models that will be handled or for models with very large windows.

## 5-1/2" x 12" Sheets


Product Number	Material	Color	Actual Thickness	Sheets per Package	Thickness in Scale Inches					Price
					N	HO	S	O	G	
471	Polycarbonate	Clear	.005	1	0.80	0.44	0.32	0.24	0.12	4.00
472	Polycarbonate	Clear	.010	1	1.60	0.87	0.64	0.48	0.24	4.00
474	Polycarbonate	Clear	.020	1	3.20	1.74	1.28	0.96	0.48	4.00
475	Polycarbonate	Clear	.031	1	4.96	2.70	1.98	1.49	0.75	4.00
476	Polycarbonate	Clear	.025	1	4.00	2.18	1.60	1.20	0.60	4.00
481	Styrene	White	.010	4	1.60	0.87	0.64	0.48	0.24	3.25
482	Styrene	White	.015	3	2.40	1.31	0.96	0.72	0.36	3.25
483	Styrene	White	.020	3	3.20	1.74	1.28	0.96	0.48	3.25
484	Styrene	White	.030	2	4.80	2.61	1.92	1.44	0.72	3.25
485	Styrene	White	.040	2	6.40	3.48	2.56	1.92	0.96	3.50
486	Styrene	White	.060	1	9.60	5.22	3.84	2.88	1.44	3.25

# HARDWARE



## EYE BOLTS & RINGS

Eye bolts are used in heavy timbers, poles, stone, concrete, steel, etc. to anchor cables, rope and chain. They can be used as lifting rings for motors and large pieces of equipment. The eye bolts have a straight shank so that they can be pushed into pre-drilled holes. The rings are separate so that they may be attached to chain, rope, or cable and then attached to the eye bolt. Both are made of blackened brass.



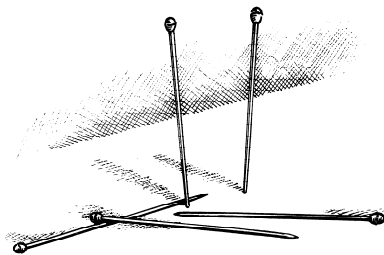
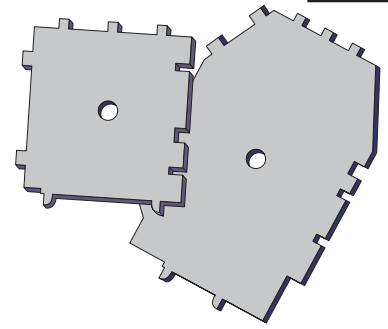
Ten Eye Bolts and Rings per Package – All Sizes \$4.25

Product Number	Diameter		Drill for Eyebolt Shank	Wire and Ring Diameter in Scale Inches									
	Wire	Outside of Ring		N		HO		S		O		G	
				Wire	Ring	Wire	Ring	Wire	Ring	Wire	Ring	Wire	Ring
226	.021	.092	75	3.33	14.72	1.83	8.00	1.35	5.89	1.01	4.42	.51	2.21
227	.032	.092	67	5.08	14.72	2.78	8.00	2.05	5.89	1.54	4.42	.77	2.21

Product Number	Scale Track	Gauge	Price
791	N	Standard	\$12.00
792	HO	Standard	12.00
793	HO	3 Foot Narrow	12.00
795	S	3 Foot Narrow	12.00
796	O	Standard	20.00
797	O	3 Foot Narrow	12.00

### NMRA STANDARDS GAUGES

Use these standards gauges to verify track and wheel dimensions and clearances. They are helpful when laying track and turnouts on PC ties. Instructions included.




Model Makers pins are very thin, sharp, stainless steel pins topped with round plastic balls. They are great for holding parts in place during gluing operations.

### MODEL MAKERS PINS

No. 1250 - 200 Pins per Package - \$2.75

### INSULATORS



Oval and cylindrical glass beads provide modelers with the first approximations of the many shapes used on pole lines over the years. Stack several on a pin for high voltage standoffs or use singly on telegraph arms or traction overhead. Bead size varies slightly in any lot. Sizes are an average of measured samples.





500 Beads per Package - All Sizes \$4.25

Product Number	Insulator Type	Color	Actual		Capacity		Wire Diameter and Link Length in Scale Inches							
			Dia-meter	Height	One Wire	Two Wires	N		HO		S		O	
							Dia.	Ht.	Dia.	Ht.	Dia.	Ht.	Dia.	Ht.
391	Pin	White	.048	.025	28 ga	36 ga	7.68	4.00	4.18	2.18	3.07	1.60	2.30	1.20
392	Pin	Black	.048	.030	26 ga	32 ga	7.68	4.80	4.18	2.61	3.07	1.92	2.30	1.44
393	Pin	Dark Red	.060	.040	26 ga	32 ga	9.60	6.40	5.22	3.48	3.84	2.56	2.88	1.92
394	Pin	Dark Green	.050	.050	26 ga	30 ga	8.00	8.00	4.35	4.35	4.35	3.20	2.40	2.40
395	Pin	Dark Red	.092	.050	22 ga	28 ga	14.72	8.00	8.00	4.35	5.89	3.20	4.42	2.40
397	Strain	Red Brown	.055	.050	22 ga	28 ga	8.80	8.00	4.79	4.35	3.52	3.20	2.64	2.40
398	Strain	Dark Blue	.065	.060	22 ga	28 ga	10.40	9.60	5.66	5.22	4.16	3.84	3.12	2.88

# HAND TOOLS

Having the right tools makes any modeling project easier and more enjoyable. All our tools have been selected for their usefulness in model construction. While many of our tools are old favorites, some may be new to you.



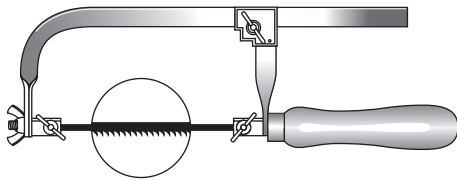
**2001 No. 1 KNIFE** (X-ACTO No. X3001) with No. 11 blade and safety cap. **\$3.25**



**2031 No. 11 BLADE** (X-ACTO No. X111) use in No.1 knife handle; five blade package. **\$2.25**




**2130 JEWELER'S SAW** (X-acto No. X7043) Adjustable frame. Clamping device holds blade firmly. Fits blade lengths from 2 inches to 7 1/2 inches. Throat 2 1/2 inches deep. Comes with two blades. Blade position may be adjusted to cut in any direction. Cuts metal, wood and plastic. **\$32.00**

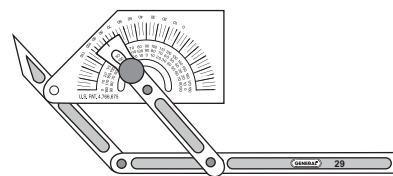


**2135 JEWELER'S SAW BLADES, EXTRA FINE** (X-acto No. X746). Seventy teeth per inch. Packaged 12 per card. Use with X-acto No. 7043 jeweler's saw. **\$6.75**

**2139 JEWELER'S SAW BLADES, COARSE** (X-acto No. X759). Sixteen teeth per inch. Packaged 12 per card. Use with X-acto No. 7043 jeweler's saw. **\$6.75**



**2145 PARTPICKER** (X-acto No. X73800). Use to hold small parts during assembly and to start small screws and nuts in hard-to-reach places. **\$7.75**



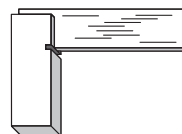
**2197 Protractor** (General No. 29). Use to measure degrees in inside and outside sloped angles. Made of special plastic with brass lock nut. **\$3.75**



**2208 MAGNETIZER/DEMAGNETIZER** (General No. 360). For steel screwdrivers, tweezers, screws, nails and other small objects. Magnetize by sliding tool through .3 inch diameter hole in block and demagnetize by sliding tool in slot on outside of block. Tools not included. **\$2.00**



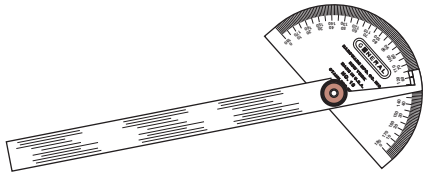
**2235 NEEDLE FILE SET** (General No. 707476). Six assorted pattern files with a really neat handle and carrying case. **\$9.75**



**2240 SQUARE** (General No. 270-2). This two inch square is helpful in aligning and squaring small parts. **\$10.50**



**2214 REAMER** (General No. 131). Use this small reamer for enlarging holes in sheet metal, plastic and similar thin materials. Capacity is from 1/8 to 3/8 inch diameter holes. **\$10.25**

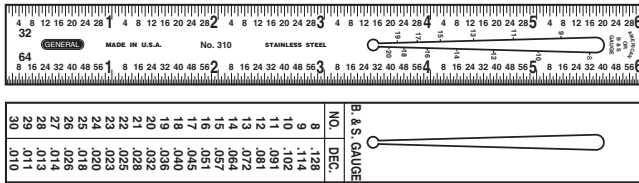


**2195 PROTRACTOR** (General No.18). Graduated from 0° to 180° in opposite directions. 3-3/8 x 2 inch round head with 6 inch adjustable arm. It is excellent for checking angles from grades in model railroads to establishing rake when stepping mast in ship models. **\$17.25**

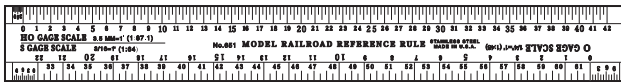
61	62	63	64	65	66	67	68	69	70
.039	.038	.037	.036	.035	.033	.032	.031	.0292	.028
<b>GENERAL No. 13</b>									
.028	.025	.024	.0225	.021	.020	.018	.016	.0145	.0135
71	72	73	74	75	76	77	78	79	80

**2203 DRILL GAGE** (General No.13). Drill sizes 61 to 80. **\$12.50**

**2202 DRILL GAGE** (General No. 15). Drill sizes 1 to 60. **\$10.50**




**2190 SIX INCH RULE** (General No.310). A good model maker's rule with graduations in 1/64 inch and 1/32 inch. Also, has a slot for measuring wire from 8 gage to 20 gage. **\$3.50**



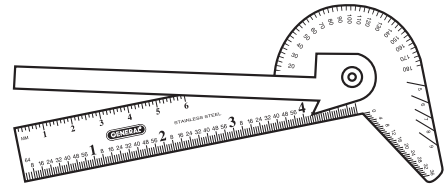
**2192 TWELVE INCH MODEL RAILROADER'S RULE** (General No. 1251). This 12 inch rule has been the standard in model railroading since the early 1950s. It has scales for N, HO, S and O **\$6.50**



**2194 TWELVE INCH MARKING RULE** (General No.1241). Stainless steel, graduations in 32nds and millimeters. Micro-fine guide holes locate your mark at the exact place. Special fine point pencil is included. **12.50**



**2196 SIX INCH MARKING PROTRACTOR** (General No.30). Stainless steel, graduations in degrees, 1/2 degrees and 32nds. Micro-fine guide holes locate your mark at the exact place. Special fine point pencil is included. **25.75**

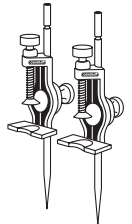


**2198 PROTRACTOR RULE** (General No.16ME). Combined Square, Protractor, Center Finder, Drill Point Gage & Circle Divider. **\$9.00**

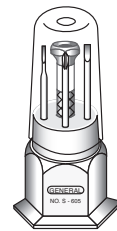


**2188 EYE LOUPE** (General No.527). This is the same style eye loupe used by jewelers and watchmakers for viewing fine parts and detail. Magnification 5x. Distance to work 2 inches. The one inch diameter lens is made of ground and polished optical glass. **\$5.50**

**2199 TRAMMEL POINTS** (General No.523). Use for accurately measuring or marking radii greater than the range of an ordinary compass. The individual points clamp to a yard stick or board so that large arcs or circles may be scribed such as full size radii on a model railroad layout. **\$30.75**

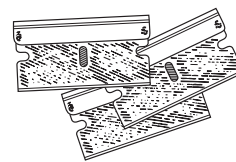


**2211 FOUR IN ONE SCREWDRIVER** (General No.741). Two double ended blades, one for slotted and the other for Philips head screws. Blades magnetically held in reversible carrier which fits in handle. Swivel head for greater control. Because of magnetism, do not use on computers. **\$7.25**



**2210 JEWELER'S SCREWDRIVER** (General No.S-605). This set has a swivel head screwdriver with four straight blades and one number '0' crosspoint blade. A necessity for model building. **\$5.00**

**2215 T-HANDLE REAMER** (General No. 130). This tapered reamer is used for removing burrs and for enlarging small holes in sheet metal, plastic and similar materials. Capacity is 1/8 to 1/2 inch diameter holes **\$14.50**



**2035 Razor Blades** Single edge. Five blade package. **\$1.00**

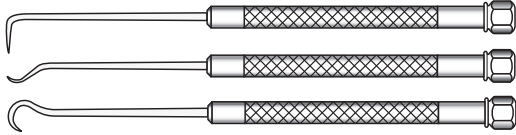


**232 CARBIDE TIP SCRIBER** (General No.88). For scribing glass and metals. **\$4.50**

**232P SCRIBER REPLACEMENT POINT** Carbide. (General No.88P). For scriber 232. **\$2.25**



**2165 PIN VISE** (General No.92). For holding small drills, taps, burrs, wires and miniature tools. Has swivel head and two double-end collets with a capacity of 0.00 to .125 inch. **\$9.25**



**2250 PROBE SET** (General No.862). Set of three tools. Use for probing, cleaning, marking and scribing. **\$7.50**



**2255 WIRE STRIPPER** (General No.69). Hardened steel with spring opening for fast easy use. Dial sets tool for gages 12 thru 26 for accurate stripping of wire insulation. Vinyl cushion handle. **10.50**



**2205 BULLS EYE LEVEL** (General No.847). A circular all-directional level made of acrylic plastic. This is a natural for leveling modular layouts, electric appliances and machines. **\$3.25**



**2231 TWEEZER - MAGNIFYING** (General No. 425). Adjustable focus. Though this tweezer was designed for removing splinters, it has other applications in modeling for holding small parts. **\$4.50**

### TWEEZERS (General) nickel-plated

**2220 TWEEZER SET** (No.C-421). Six tweezers in clear vinyl pouch. Consists of one each of numbers 401XX, 403, 412, 414, 415 and 417. **\$31.75**



**2221 SHARP POINTS** (No. 401XX) 4 1/2 inches long. **\$5.50**



**2222 BLUNT SERRATED POINTS** (No. 403) 6 inches long. **\$5.50**



**2223 SHARP BENT POINTS** (No. 408) 4 1/4 inches long. **\$5.00**



**2224 SLIDE-LOCK BLUNT POINTS** (No. 412) 6 1/2 inches long. **\$5.75**



**2225 CURVED POINTS** (No. 415) 6 1/2 inches long. **\$5.50**




**2226 STRAIGHT POINTS** (No. 417) 6 1/2 inches long. **\$4.75**



**2227 SELF-CLOSING, BLUNT SERRATED POINTS** (No. 414) 6 1/2 inches long. **\$5.00**



**2228 SPADE POINTS** (No. 416). 4-1/2 inches long. **\$2.75**



**2232 EYEGGLASS REPAIR KIT** (General No. 601). Tiny screwdriver, tweezer, optical screws and pads. **\$1.25**

### WHY NOT COMPUTER PRINTED DRY TRANSFERS AND DECALS?

As of November 2010, the quality of computer printed dry transfers and decals is still inferior to the traditional screen process. The line definition and color rendering are not as good as that obtained from the mechanical printing process.



One computer printer overlays the primary colors (magenta, cyan, yellow) to obtain other colors. For example, stripes or dots of magenta

are printed over a base of yellow to obtain orange, which looks fine at a distance but not close up. On other printers serious fading is a problem. More traditional screen printing uses pre-mixed colors in one layer so the line definition is more exact and continuous.

Until the technology improves, which we expect it will, we will continue to supply our dry transfers by the traditional screen process.



# DRY TRANSFER LETTERING



Our lettering has been faithfully copied from sign painters' styles used by the railroads. Though some lettering is quite similar to printers' type, the difference is significant.

In most applications for lettering, dry transfers are preferred over decals. Since this is a dry process, there is no need for water or chemicals to soften a carrier film. Lettering and heralds come printed on a sheet and are then rubbed onto the model.

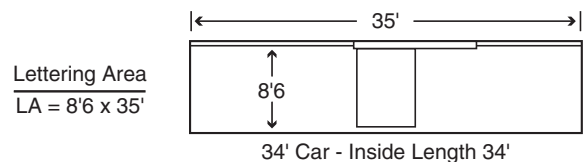
Dry transfer ink is opaque, so light colored letters do not appear darker when applied over dark backgrounds. When more than one color is used, each is transferred separately and then applied as an overlay. This gives the modeler full control and avoids the problem of registration errors in printing. After the lettering and heralds are transferred, they are sealed with a clear flat finish for protection and should last indefinitely.

Each lettering set contains enough material for the sides and ends of one car with extra numbers to customize the car. Alphabet sheets can be used to create custom names. We also offer sets containing chalk marks, building signs, refrigerator car doors, numbers, passenger car names, stripes, etc.

## CUSTOM DRY TRANSFER LETTERING SETS

Clover House is not equipped to do custom art work for dry transfers, decal lettering, special heralds, etc. Currently we know of no one who is offering custom dry transfer service.

### LETTERING AREA "LA"



Railroads usually measured cars by inside dimensions since they move cubic feet of freight. A 34 foot long car has 34 feet of space inside for cargo. End walls, braces and ice bunkers add to the overall length.

The lettering area "LA" on wood sheathed cars is measured on the outside of the car from end to end and bottom of fascia to bottom of siding. For lettering purposes the fascia, the long board on wood cars at the top of the siding below the roof, is not included in this measurement.

On steel cars the length is measured from end to end, or between the edges of wrap around end panels. The height is measured from the bottom of the steel flange at the top of the side to the bottom of the side.

For drawing and lettering purposes we add one foot to the length of the car side. This compensates for the end walls, line thickness, etc. The height is established by ratios. Thus the open area inside the lines of our drawings is equal to the full side of the car.

Lettering Area is not shown for passenger cars and locomotives. "LA" for gondolas and hopper cars includes only the area where the lettering is to be applied.

# CARS & LOCOMOTIVES

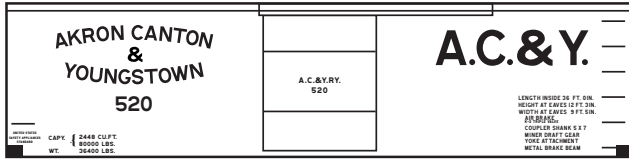
# DRY TRANSFER LETTERING

Each set contains enough material for one car or locomotive

★★★★ STARS INDICATE PRICE GROUP - See Page 65

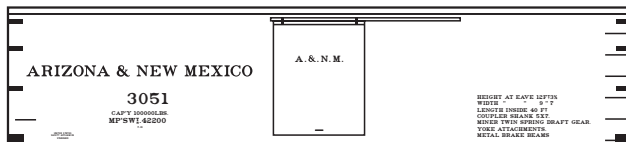
## STEAM & DIESEL RAILROADS

### AKRON, CANTON & YOUNGSTOWN



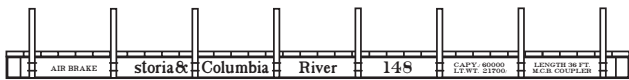
7030-01 Box Car, 36', Brown, c.1915. White Lettering. LA 8'-8 x 37'. ★★ N-HO-O

### ARIZONA & NEW MEXICO



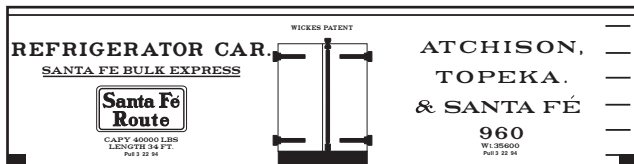
7050-01 Box Car, 40', Brown, c.1913. White Lettering. LA 8'-6 x 41'. ★ N-HO-S-O

### ASTORIA & COLUMBIA RIVER

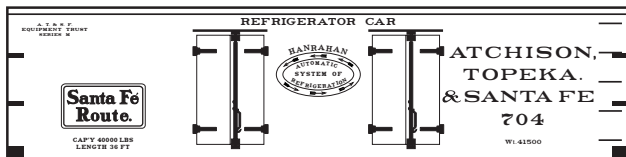


7053-01 Flat Car, 36', Brown, c.1905. White Lettering. LA 14' x 36'. ★ NHO-O

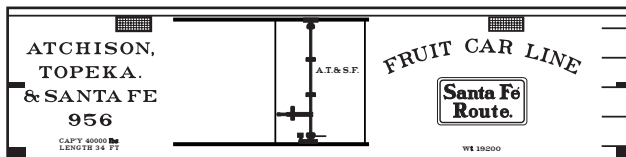
### ATCHISON, TOPEKA & SANTA FE



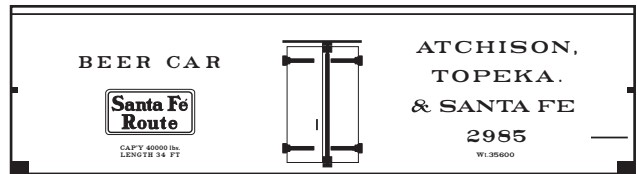
7056-01 Refrigerator Car, 34', White Sides, c.1894. White and Black Lettering. LA 6'-5 x 35'. ★★★★★ HO



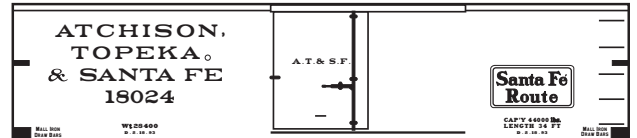
7056-02 Refrigerator Car, 36', White Sides, c.1892. Hanrahan System. White and Black Lettering. LA 8'-6 x 37'. ★★★★★ HO-S-O



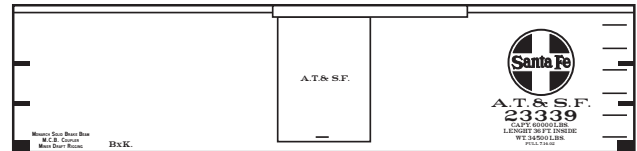
7056-03 Box Car, 34', Yellow Sides, c.1887. White and Black Lettering. LA 8'-0 x 35'. ★★ HO-O



7056-04 Refrigerator Car, 34', White Sides, c.1890s. White and Black Lettering. LA 9'-0 x 35'. ★★ N-HO-S-O



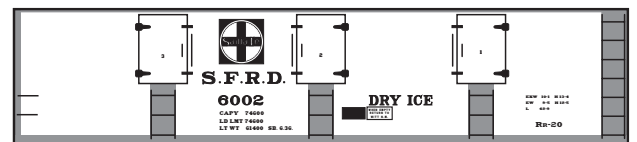
7056-05 Box Car, 34', Brown, c.1893. White and Black Lettering. LA 7'-9 x 35'. ★★ NHO-O



7056-06 Box Car, 36', Brown, c.1902. White and Black Lettering. LA 8'-0 x 37'. ★ NHO-O

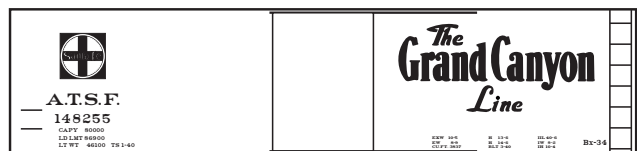



7056-07 Refrigerator Car, 40', Yellow Sides, c.1902. White and Black Lettering. LA 8'-3 x 41'. ★★★★★ NHO-O

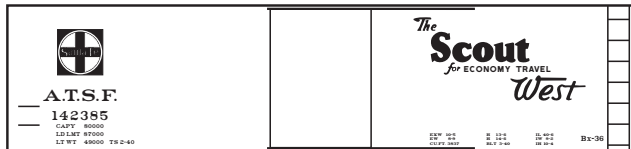


7056-10 Dry Ice Car, 40', Aluminum, c.1936-1949. White and Black Lettering. LA 8'-3 x 41'. ★★ NHO-S-O

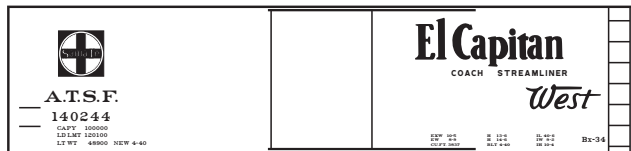
Lettering Sets 7056-11 Through 7056-15 Have Curved Line Map on One Side of Car and Slogan on Other Side.



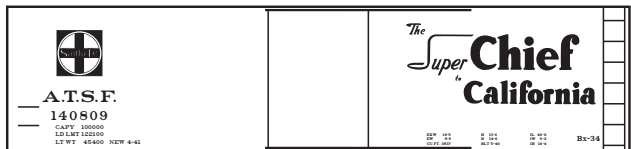
7056-11 Box Car, 40', Brown, c.1940. Curved Line Map. White and Black Lettering. LA 9'-3 x 41'. ★★ HO-S-O



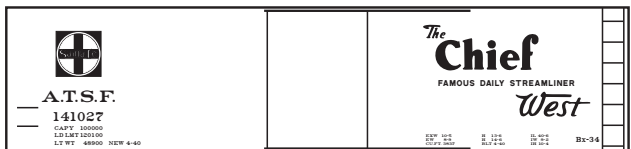
7056-12 Box Car, 40', Brown, c.1940. Curved Line Map. White and Black Lettering. LA 9'-3 x 41'. ★★ HO-S-O



7056-13 Box Car, 40', Brown, c.1940. Curved Line Map. White and Black Lettering. LA 9'-3 x 41'. ★★ HO-S-O

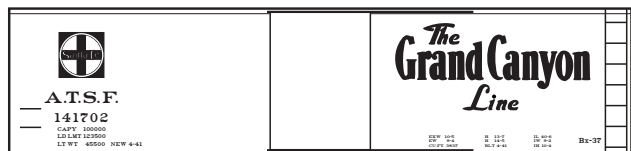
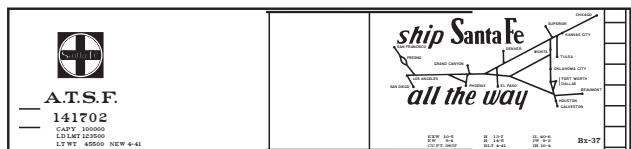


7056-14 Box Car, 40', Brown, c.1940. Curved Line Map. White and Black Lettering. LA 9'-3 x 41'. ★★ HO

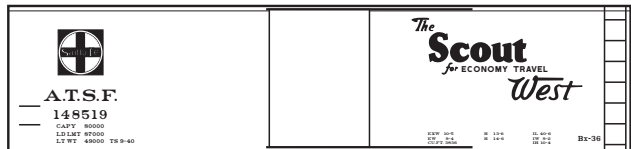


7056-15 Box Car, 40', Brown, c.1940. Curved Line Map. White and Black Lettering. LA 9'-3 x 41'. ★★ HO

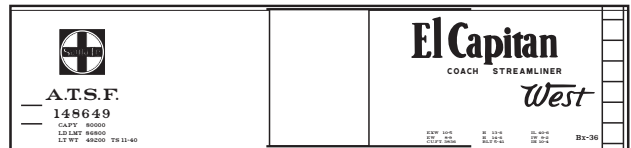
Map and Slogan on opposite sides of cars.  
Sets 7056-16 through 7056-20



7056-16 Box Car, 40', Brown, c.1940. BX-37, Straight Line Map. White and Black Lettering. LA 9'-3 x 41'. ★★ HO



7056-17 Box Car, 40', Brown, c.1940. BX-36, Straight Line Map. White and Black Lettering. LA 9'-3 x 41'. ★★ HO



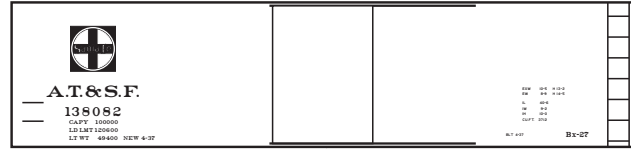
7056-18 Box Car, 40', Brown, c.1940. BX-36, Straight Line Map. White and Black Lettering. LA 9'-3 x 41'. ★★ HO



7056-19 Box Car, 40', Brown, c.1940, BX-37, Straight Line Map. White and Black Lettering. LA 9'-3 x 41'. ★★ HO-S-O





7056-20 Box Car, 40', Brown, c.1940, BX-37, Straight Line Map. White and Black Lettering. LA 9'-3 x 41'. ★★ HO

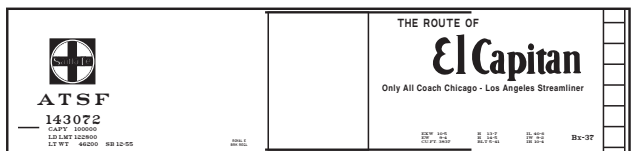


7056-21 Box Car, 40', Brown, c.1937, BX-27. White and Black Lettering. LA 9'-3 x 42'. ★ HO


'Ship and Travel Santa Fe All The Way' and Slogan on opposite sides of cars. Sets 7056-23 through 7056-31



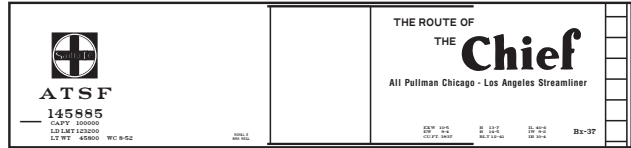
7056-23 Box Car, 40', Brown, c.1947-1959. Ship and Travel Santa Fe All The Way. White and Black Lettering. LA 9'-3 x 41'. ★★ N-HO



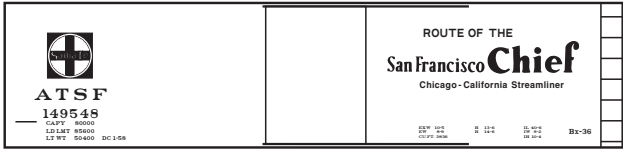
7056-24 Box Car, 40', Brown, c.1947-1959. Ship and Travel Santa Fe All The Way. White and Black Lettering. LA 9'-3 x 41'. ★★ N-HO




7056-25 Box Car, 40', Brown, c.1947-1959. Ship and Travel Santa Fe All The Way. White and Black Lettering. LA 9'-3 x 41'. ★★ HO




7056-26 Box Car, 40', Brown, c.1947-1959. Ship and Travel Santa Fe All The Way. White and Black Lettering. LA 9'-3 x 41'. ★★ HO



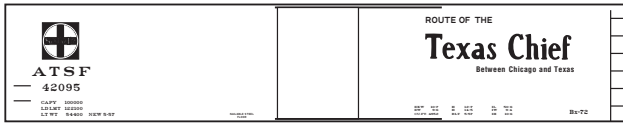
7056-27 Box Car, 40', Brown, c.1947-1959. Ship and Travel Santa Fe All The Way. White and Black Lettering. LA 9'-3 x 41'. ★★ HO



7056-28 Box Car, 40', Brown, c.1947-1959. Ship and Travel Santa Fe All The Way. White and Black Lettering. LA 9'-3 x 41'. ★★ HO-S-O



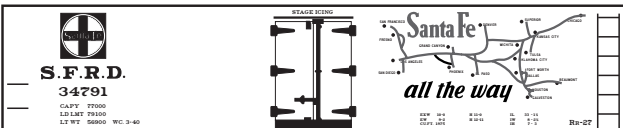
7056-30 Box Car, 50', Brown, c.1957, BX-72 / PS-1. Ship and Travel Santa Fe All The Way. White and Black Lettering. LA 9'-6 x 51'. ★★ HO-O



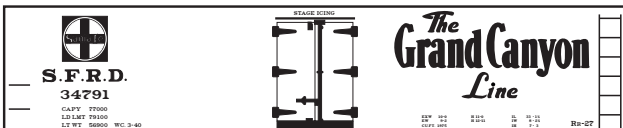
7056-31 Box Car, 50', Brown, c.1957, BX-72 / PS-1. Ship and Travel Santa Fe All The Way. White and Black Lettering. LA 9'-6 x 51'. ★★ HO

All available evidence indicates the Chief slogan was never applied on refrigerator cars with the Curved Line Map on the other side.

Lettering Sets 7056-34 Through 7056-37 have Curved Line Map on one side of car and a Slogan on the other side.



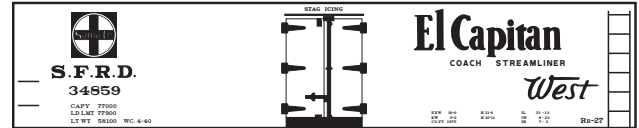
7056-34 Refrigerator Car, 40', Orange Sides, c.1940, RR-27, Curved Line Map. White and Black Lettering. LA 8'-8 x 41'. ★★ HO



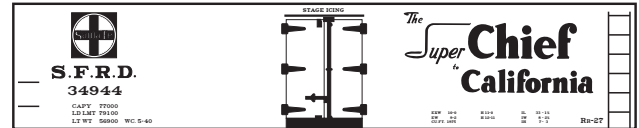
7056-34 Refrigerator Car, 40', Orange Sides, c.1940, RR-27, Curved Line Map. White and Black Lettering. LA 8'-8 x 41'. ★★ HO



7056-35 Refrigerator Car, 40', Orange Sides, c.1940, RR-27, Curved Line Map. White and Black Lettering. LA 8'-8 x 41'. ★★ HO-S-O

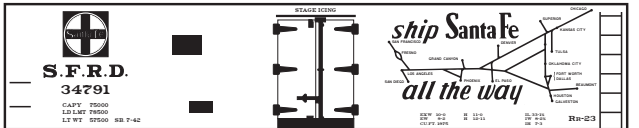


7056-36 Refrigerator Car, 40', Orange Sides, c.1940, RR-27, Curved Line Map. White and Black Lettering. LA 8'-8 x 41'. ★★ HO

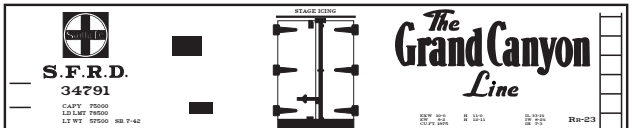


7056-37 Refrigerator Car, 40', Orange Sides, c.1940, RR-27, Curved Line Map. White and Black Lettering. LA 8'-8 x 41'. ★★ HO

Map and Slogan on opposite sides of cars. Sets 7056-40 through 7056-44



7056-40 Refrigerator Car, 40', Orange Sides, 1940-1947. RR-23. Straight Line Map. White and Black Lettering. LA 8'-3 x 41'. ★★ HO-S-O



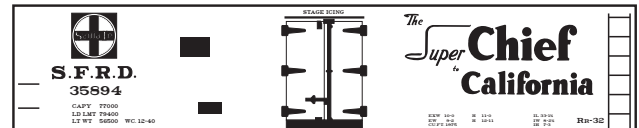
7056-40 Refrigerator Car, 40', Orange Sides, 1940-1947. RR-23. Straight Line Map. White and Black Lettering. LA 8'-3 x 41'. ★★ HO-S-O



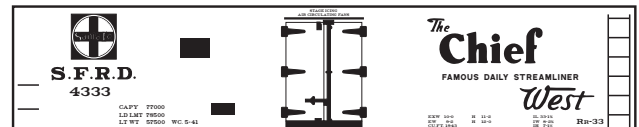
7056-41 Refrigerator Car, 40', Orange Sides, 1940-1947. RR-36. Straight Line Map. White and Black Lettering. LA 8'-3 x 41'. ★★ HO



7056-42 Refrigerator Car, 40', Orange Sides, 1940-1947. RR 40. Straight Line Map. White and Black Lettering. LA 8'-3 x 41'. ★★ HO

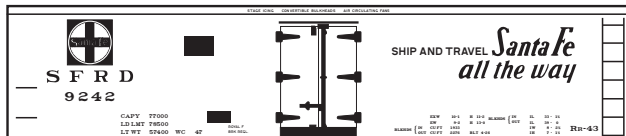


7056-43 Refrigerator Car, 40', Orange Sides, 1940-1947. RR-32. Straight Line Map. White and Black Lettering. LA 8'-3 x 41'. ★★ HO

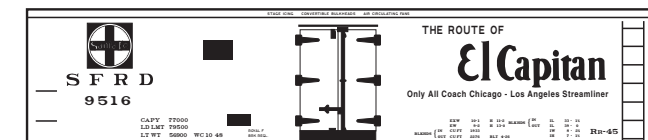
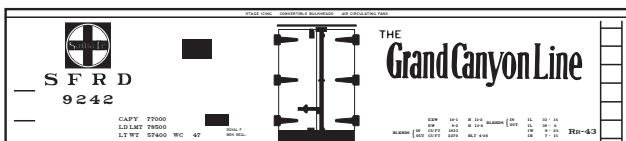


7056-44 Refrigerator Car, 40', Orange Sides, 1940-1947. RR-33. Straight Line Map. White and Black Lettering. LA 8'-3 x 41'. ★★ HO-S-O

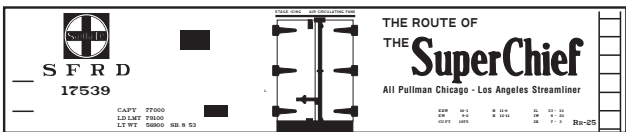
'Ship and Travel Santa Fe All The Way' and Slogan on opposite sides of cars. Sets 7056-45 through 7056-48



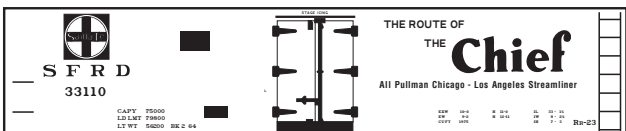
7056-45 Refrigerator Car, 40', Orange Sides, Steel c.1947-1959. RR-43. White and Black Lettering. LA 8'-3 x 41'. ★★ HO



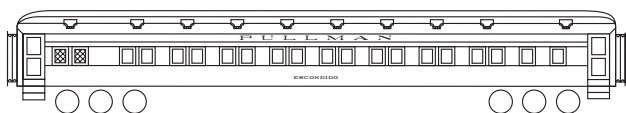
7056-46 Refrigerator Car, 40', Orange Sides, Steel c.1947-1959. RR-45. White and Black Lettering. LA 8'-3 x 41'. ★★ HO-S-O



7056-47 Refrigerator Car, 40', Orange Sides, Steel c.1947-1959. RR-25. White and Black Lettering. LA 8'-3 x 41'. ★★ HO

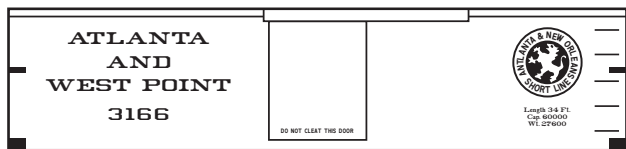


7056-48 Refrigerator Car, 40', Orange Sides, Steel c.1947-1959. RR-23. White and Black Lettering. LA 8'-3 x 41'. ★★ HO



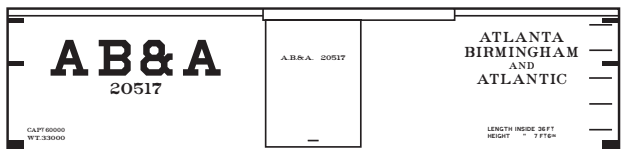
7056-49 Passenger Car, Pullman Green. Gold Lettering. ★ N-HO-S-O

ATLANTA & WEST POINT



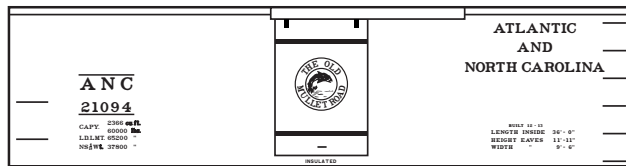
7068-01 Box Car, 34', Brown, c.1890. White and Black Lettering. LA 7'-6 x 35'. ★★ N-HO-S-O

ATLANTA, BIRMINGHAM & ATLANTIC



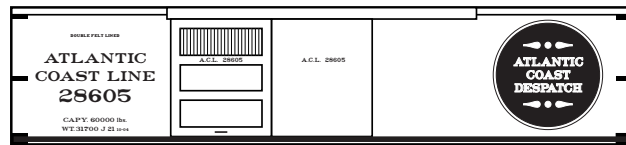
7069-01 Box Car, 36', Brown, c.1908. White Lettering. LA 8'-3 x 37'. ★ N-HO-O

ATLANTIC & NORTH CAROLINA



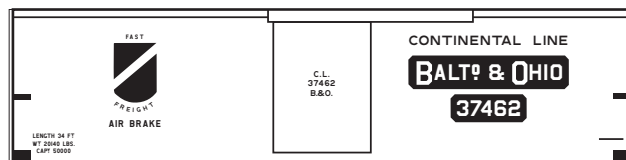
7070-01 Box Car, 36', Brown, c.1935. White Lettering. LA 9'-4 x 37'. ★ N-HO-S-O

ATLANTIC COAST LINE

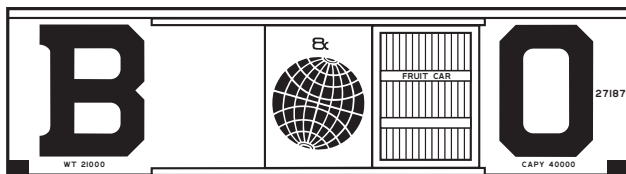


7072-01 Ventilated Box Car, 36', Yellow Sides, c.1906. White, Black and Red Lettering. LA 7'-9 x 37'. ★★ HO-S-O

BALTIMORE & OHIO



7112-02 Box Car, 34', Brown, c.1880s. White and Black Lettering. LA 7'-6 x 35'. ★★ HO-S-O

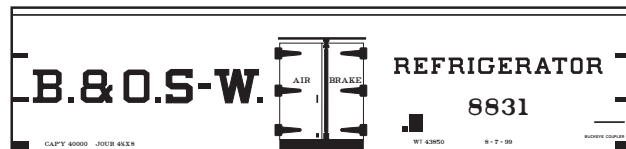


7112-03 Box Car, 28', Brown, c.1880s. White Lettering. LA 7'-4 x 29'. ★★ HO-S-O

BALTIMORE & OHIO SOUTH-WESTERN

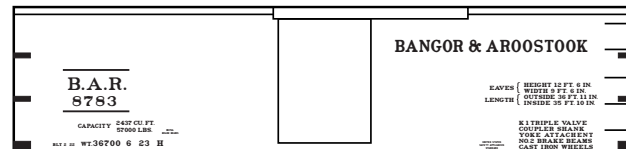


7113-01 Box Car, 36', Brown, c.1899. White and Black Lettering. LA 7'-9 x 37'. ★★ HO-O

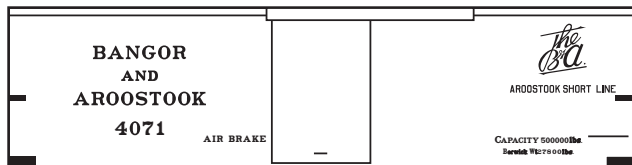


7113-02 Refrigerator Car, 36', Yellow Sides, c.1899. Black Lettering. LA 8'-3 x 37'. ★★ HO-O

BANGOR & AROOSTOOK

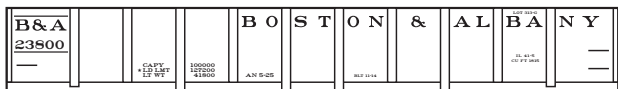


7120-01 Box Car, 36', Brown, c.1922. White Lettering. LA 8'-3 x 37'. ★ N-HO-S-O

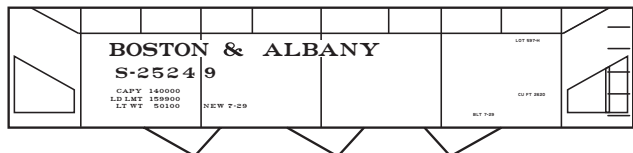


7120-02 Box Car, 34', Brown, c.1900. White Lettering. LA 8'-6" x 35'. ★★ HO-O

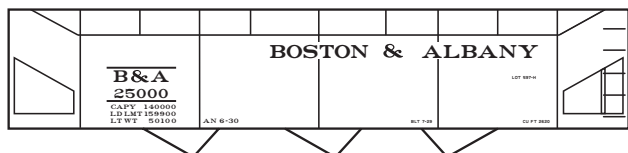
**BOSTON & ALBANY**



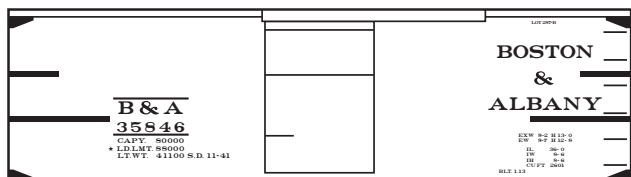
7140-01 Gondola, 41', Brown or Black, mid-1930s. White Lettering. LA 5'-9" x 42'. ★ HO-S-O



7140-02 Hopper Car, 40', Black, c.1929, as Built. White Lettering. LA 7'-6" x 41'. ★ N-HO-S-O

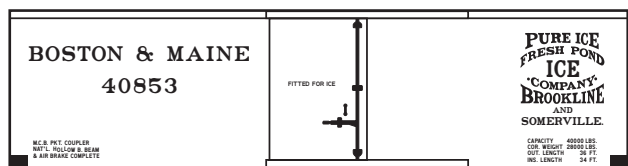


7140-03 Hopper Car, 40', Brown, c.1930s-1940s. White Lettering. LA 7'-6" x 41'. ★ HO-S-O

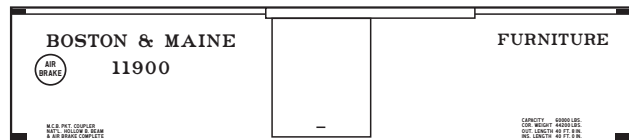


7140-04 Box Car, 36', Brown, 1930s-1940s. White Lettering. LA 9'-9" x 37'. ★ N-HO-S-O

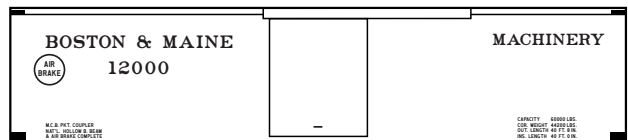
**BOSTON & MAINE**



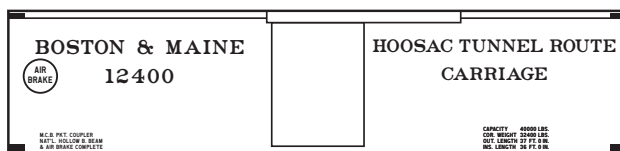
7144-01 Refrigerator Car, 34', White Sides, c.1900-1918. White and Black Lettering. LA 8'-6" x 35'. ★★ N-HO-S-O



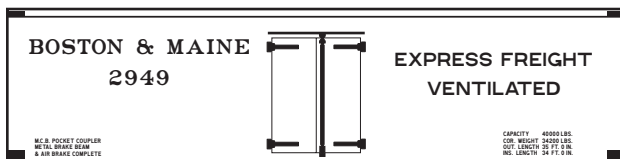
7144-02 Box Car, 40', Brown, C.1900. White Lettering. LA 8'-6" x 41'. ★ HO-S-O



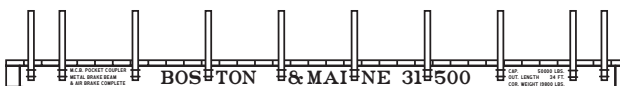
7144-03 Box Car, 40', Brown, mid-1890s. White Lettering. LA 8'-6" x 41'. ★ HO-S-O



7144-04 Box Car, 36', Brown, mid-1890s. White Lettering. LA 8'-3" x 37'. ★ HO-O

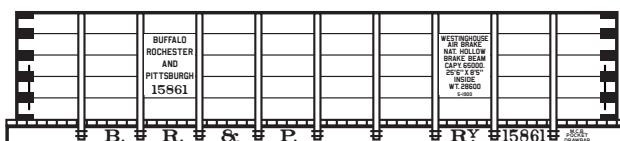


7144-05 Refrigerator Car, 34', Pullman Green, c.1900. Gold Lettering. LA 8'-3" x 35'. ★ N-HO-O



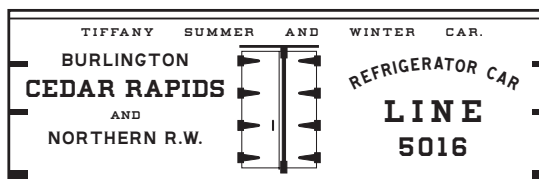
7144-06 Flat Car, 34', Brown, c.1900. White Lettering. LA 1'-4" x 34'. ★ HO-O

**BUFFALO, ROCHESTER & PITTSBURGH**



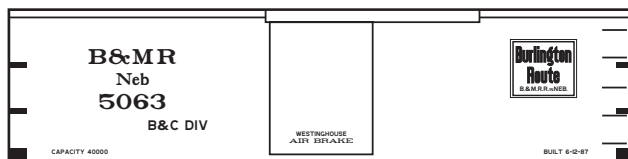
7160-01 Gondola, 28', Brown, c.1900. White Lettering. LA 7'-0" x 29'. ★ HO-O

**BURLINGTON, CEDAR RAPIDS & NORTHERN**



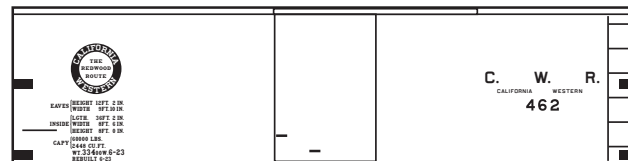
7164-01 Refrigerator Car, 28', Yellow or White, c.1888. Black and Red Lettering. LA 8'-9" x 29'. ★★★ HO

**BURLINGTON & MISSOURI RIVER**



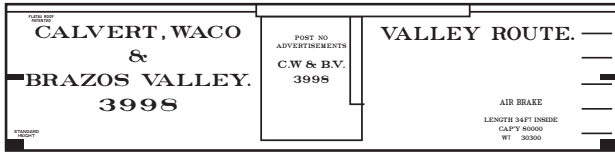
7166-01 Box Car, 34', Brown, c.1887. White and Black Lettering. LA 8'-3" x 35'. ★★ N-HO-O

**CALIFORNIA WESTERN RAILROAD & NAVIGATION CO.**



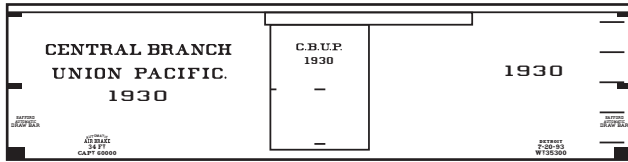
7173-01 Box Car, 36', Brown c.1923. White and Black Lettering. LA 8'-9" x 37'. ★★ N-HO-S-O

**CALVERT, WACO & BRAZOS VALLEY**



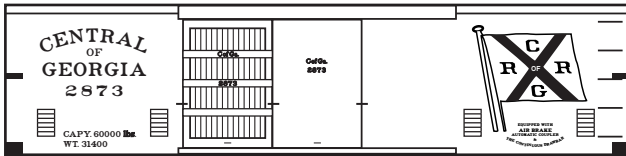
7176-01 Box Car, 34', Brown, c.1900. White Lettering. LA 8'-0 x 35'.  
★★ N-HO-O

**CENTRAL BRANCH RAILWAY**



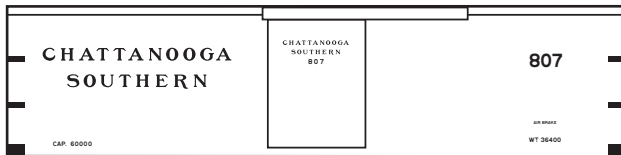
7183-01 Box Car, 34', Brown, c.1893. White Lettering. LA 8'-3 x 35'.  
★ HO-O

**CENTRAL OF GEORGIA**

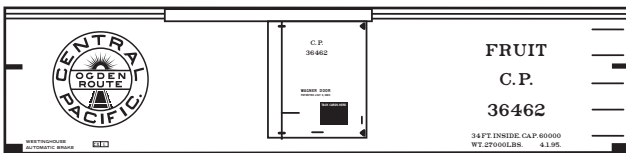


7188-01 Ventilated Box Car, 34', Brown, c.1893. White, Black and Red Lettering. LA 7'-9 x 35'.  
★★★ N-HO-S-O

**CHATTANOOGA SOUTHERN**




7204-01 Box Car, 34', Brown, c.1901. White Lettering. LA 8'-0 x 35'. ★ HO-O

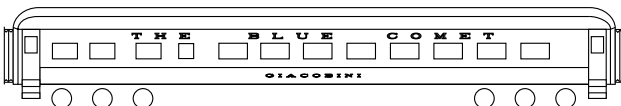


7192-02 Box Car, 34', Brown, c.1895. White and Black Lettering. LA 7'-8 x 35'.  
★★ HO-O

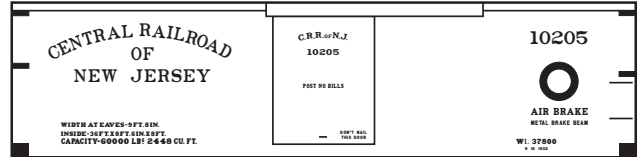
**CENTRAL RAILROAD OF NEW JERSEY**



7196-01 Steam Locomotive, Blue, c.1929-1940. White, Gold and Blue, Lettering. ★★ HO-S-O

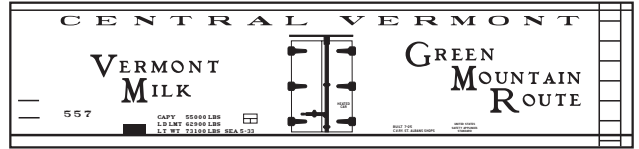


7196-02 Passenger Car, Blue, c.1929-1940. Gold Lettering. ★ HO-S-O  
7196-03 Passenger Car Names, c.1929-1940. Blue Comet, 14 names. Gold Lettering. ★ HO-S-O



7196-04 Box Car, 36', Brown, c.1902. White and Red Lettering. LA 8'-8 x 36'-10. ★★ N-HO-O

**CENTRAL VERMONT**

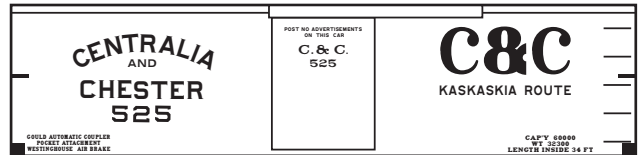


7198-02 Express Reefer, 40', Silver Sides, c.1925. Black and Green Lettering. LA 9'-0 x 41'.  
★★ N-HO-S-O

**CENTRALIA & CHESTER**

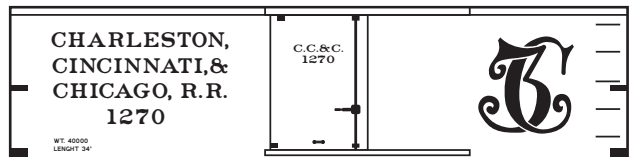


7200-01 Gondola, 34', Brown or Black, Late 1890s. White and Black Lettering. LA 3'-6 x 35'.  
★★ HO-O



7200-02 Box Car, 34', Brown, c.1898. White Lettering. LA 8'-0 x 35'.  
★★ HO-O

**CHARLESTON, CINCINNATI & CHICAGO**



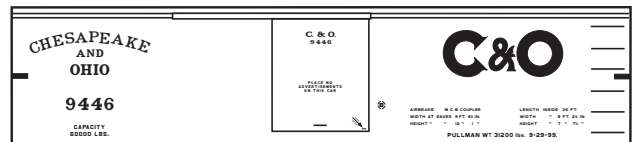
7202-01 Box Car, 34', White Sides, c.1890s. Black Lettering. LA 8'-3 x 35'.  
★★ N-HO-S-O

**CHATTANOOGA SOUTHERN**

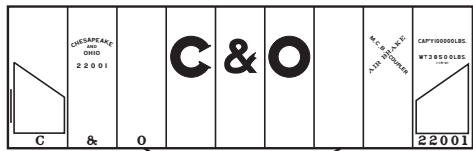


7204-01 Box Car, 34', Brown, c.1901. White Lettering. LA 8'-0 x 35'. ★ HO-O

**CHESAPEAKE & OHIO**



7207-01 Box Car, 36', Brown, c.1899. White Lettering. LA 8'-2 x 37'. ★ N-HO-O

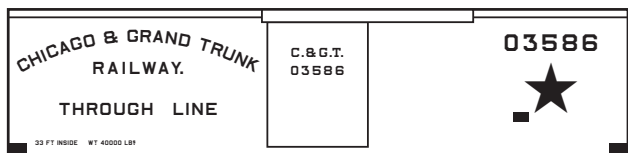


7207-02 Hopper Car, 28', Black, c.1901. White Lettering. LA 8'-0 x 29'. ★ HO-O

**CHICAGO & GRAND TRUNK**



7210-01 Stock Car, 36', Yellow or White Sides, c.1900. White and Black Lettering. LA 7'-6 x 37'. ★ N-HO-S-O

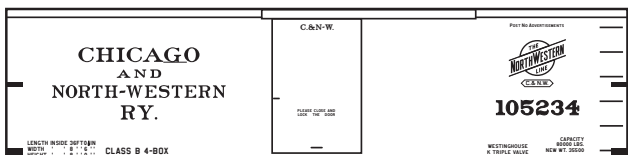


7210-02 Box Car, 33', Yellow, c.1893. Black Lettering. LA 7'-6 x 34'. ★★ N-HO-O

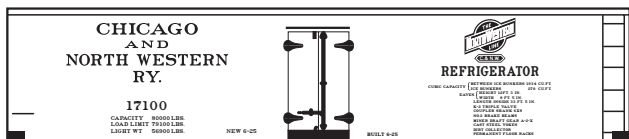
**CHICAGO & NORTH-WESTERN**



7212-01 Refrigerator Car, 28', Yellow Sides, c.1890s. White, Black, Red, Blue, and Green Lettering. LA 9'-0 x 29'. ★★★★★ HO-S-O

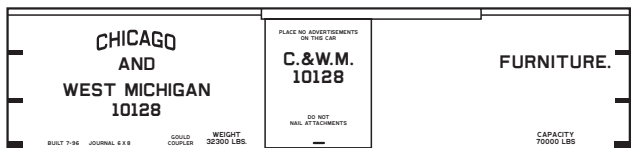


7212-02 Box Car, 36', Brown c.1908. White Lettering. LA 8'-6 x 37'. ★★ HO-O



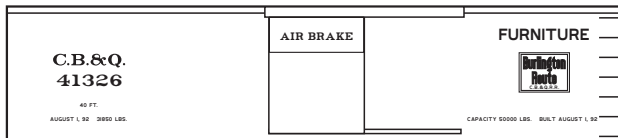
7212-03 Refrigerator Car, 40', Yellow Sides, c.1925. White, Black and Red Lettering. LA 8'-4 x 41'. ★★ HO-O

**CHICAGO & WEST MICHIGAN**



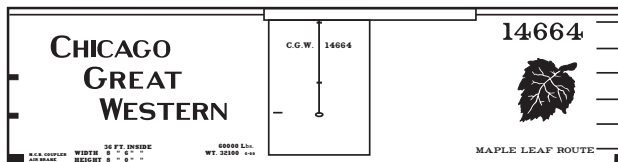
7216-01 Box Car, 40', Brown, c.1896. White Lettering. LA 9'-0 x 41'. ★ HO-S-O

**CHICAGO, BURLINGTON & QUINCY**



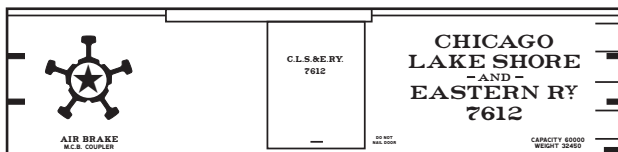
7218-01 Box Car, 40', Brown, c.1892. White and Black Lettering. LA 8'-6 x 41'. ★ HO-S-O

**CHICAGO GREAT WESTERN**



7222-01 Box Car, 36', Brown, c.1900. White and Black Lettering. LA 9'-0 x 36'-7. ★★ N-HO-O

**CHICAGO, LAKE SHORE & EASTERN**

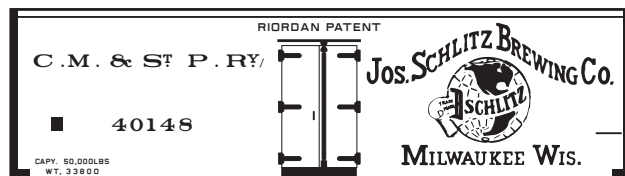


7223-01 Box Car, 34', Brown, c.1897. White Lettering. LA 8'-0 x 35'. ★★ N-HO-O

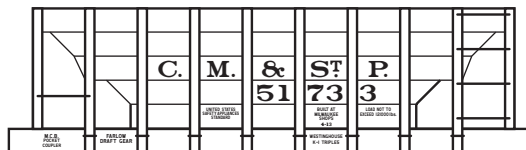
**CHICAGO, MILWAUKEE & ST. PAUL**



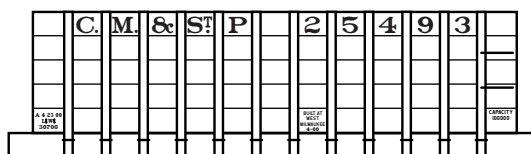
7228-01 Refrigerator Car, 36', Orange Sides, c.1903. White, Black, Red and Yellow Lettering. LA 9'-4 x 37'. ★★ N-HO-O



7228-02 Refrigerator Car, 28', Orange Sides, c.1880s. White, Black, Red and Blue Lettering. LA 8'-9 x 33'. ★★ N-HO-S-O



7228-03 Ore Car, 22', Black, c.1913. White Lettering. LA 6' x 20'. ★ HO

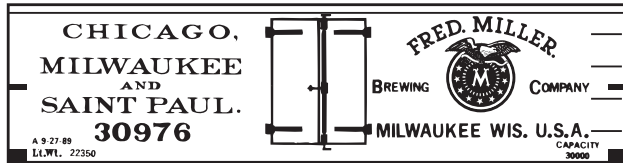


7228-04 Ore Car, 22', Black, c.1900. White Lettering. LA 6' x 20'. ★ HO

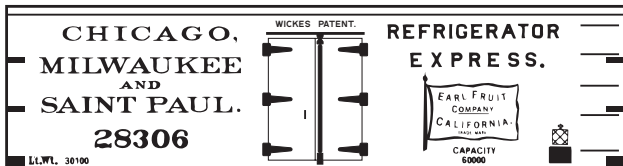


# JOHN DEERE

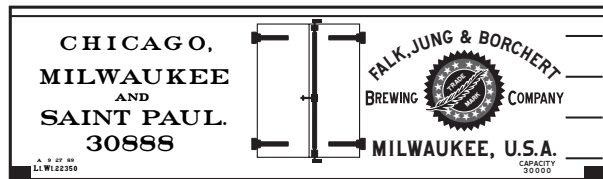
7228-06 Gondola, 33', Brown, c.1891. White Lettering. LA 4'-0 x 34'. ★★ HO



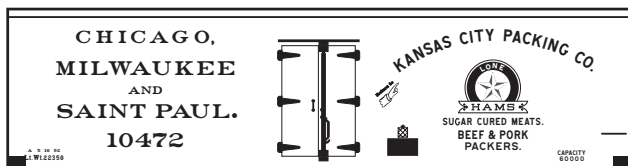
7228-09 Refrigerator Car, 33', Yellow Sides, c.1889. White, Black and Red Lettering. LA 8'-0 x 34'. ★★★ N-HO-S-O



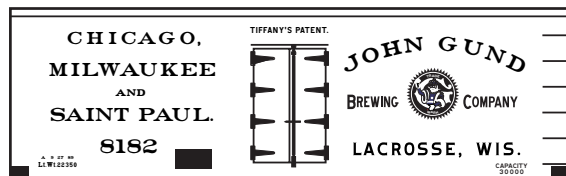
7228-10 Refrigerator Car, 33', Yellow Sides, c.1890. White, Black and Red Lettering. LA 8'-3 x 34'. ★★★ HO



7228-11 Refrigerator Car, 28', Yellow Sides, c.1889. White, Black and Red, Lettering. LA 7'-6 x 29'. ★★★ N-HO-O

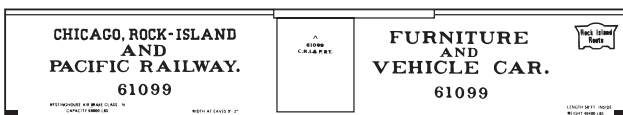


7228-12 Refrigerator Car, 34', Yellow Sides, c.1889. White, Black and Red Lettering. LA 8'-3 x 35'. ★★★ HO-O



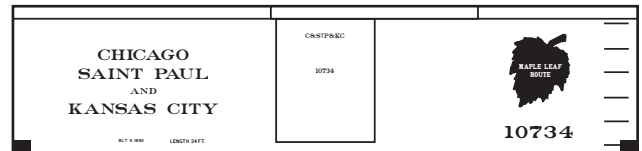
7228-13 Refrigerator Car, 30', Yellow Sides, c.1894. White, Black, Gold and Red Lettering. LA 8'-9 x 31'. ★★★ N-HO-O

## CHICAGO, ROCK ISLAND & PACIFIC



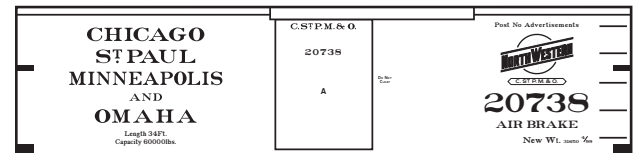
7232-01 Box Car, 50', Brown, c.1900. White and Red Lettering. LA 8'-6 x 51'. ★★ HO

## CHICAGO, ST. PAUL & KANSAS CITY



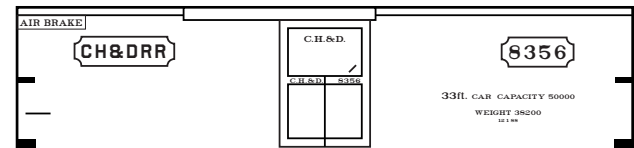
7235-01 Box Car, 34', Brown, c.1890. White and Black Lettering. LA 8'-3 x 35'. ★★ HO-O

## CHICAGO ST. PAUL, MINNEAPOLIS & OMAHA



7236-01 Box Car, 33', Brown, c.1899. White Lettering. LA 8'-0 x 34'. ★★ HO-O

## CINCINNATI, HAMILTON & DAYTON



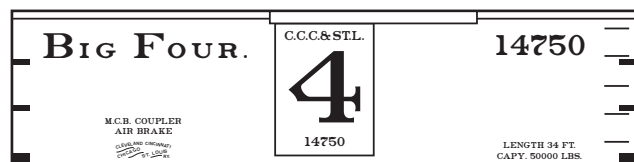
7238-01 Box Car, 33', Brown, c.1880s. White and Black Lettering. LA 7'-6 x 34'. ★★ HO-O

## CINCINNATI, HAMILTON & DAYTON



7238-02 Box Car, 34', Brown, c.1880s-1890s. White Lettering. LA 9'-10 x 34'. ★★★ HO-O

## CLEVELAND, CINCINNATI, CHICAGO & ST. LOUIS

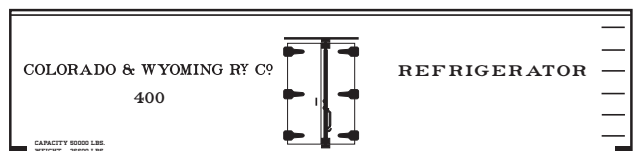


7242-01 Box Car, 34', Brown, c.1900. White Lettering. LA 8'-3 x 35'. ★ HO-S-O



7242-02 Gondola, 36', Black, c.1905. White Lettering. LA 3'-9 x 37'. ★★ HO-O

## COLORADO & WYOMING

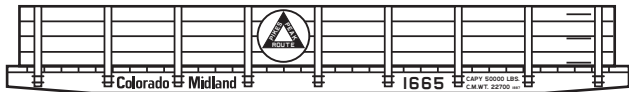


7250-01 Refrigerator Car, 36', Brown, c.1900. White Lettering. LA 8'-3 x 37'. ★ HO-O

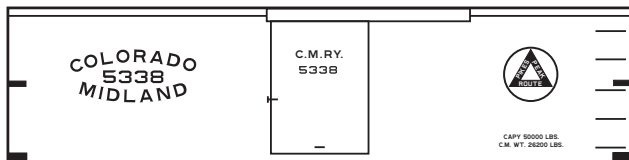
**COLORADO MIDLAND**



7252-01 Refrigerator Car, 36', Yellow Sides, c.1897. White, Black and Red Lettering with Full Color Ute Indian on decal. LA 8'-0 x 37'. ★★★★★ HO-S

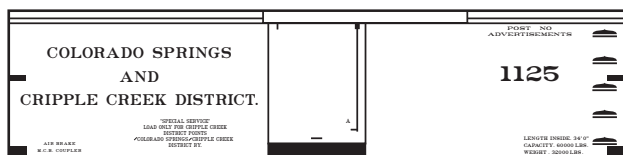


7252-02 Gondola, 34', Brown, c.1887. White and Black Lettering. LA 3'-4 x 35'. ★ HO-S-O




7252-03 Box Car, 34', Brown, c.1889. White and Black Lettering. LA 8'-0 x 35'. ★★ N-HO-S-O

**COLORADO SPRINGS & CRIPPLE CREEK DISTRICT**



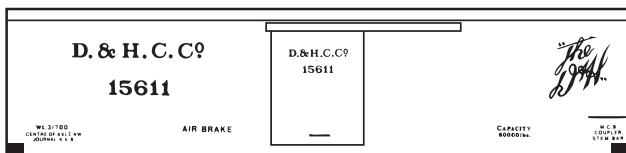
7258-01 Box Car, 34', Yellow Sides, c.1901. Black Lettering. LA 7'-9 x 35'. ★★ HO-O

**COPPER RANGE RAILROAD**



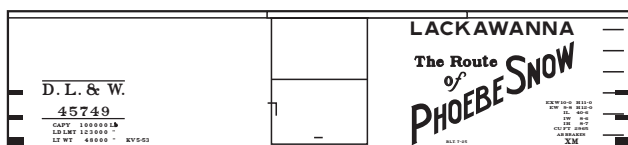
7270-01 Box Car, 33', Brown, c.1910. White, Black, Red and Yellow Lettering. LA 8'-0 x 34'. ★★★★★ N-HO-O

**DELAWARE & HUDSON CANAL COMPANY**



7330-01 Box Car, 36', Brown, c.1890s. White Lettering. LA 8'-0 x 37'. ★ N-HO-S-O

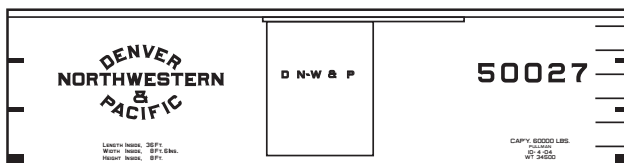
**DELAWARE, LACKAWANNA & WESTERN**



7336-01 Box Car, 40', Brown, c.1940s-1950s. Wood siding. White, Lettering. LA 8'-6 x 41'. ★ N-HO-S-O

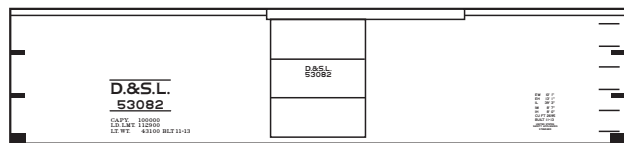
7336-02 Box Car, 40', Brown, 1941-1950s. Steel. White Lettering. LA 9'-6 x 41'. ★ N-HO-S-O

**DENVER, NORTHWESTERN & PACIFIC**

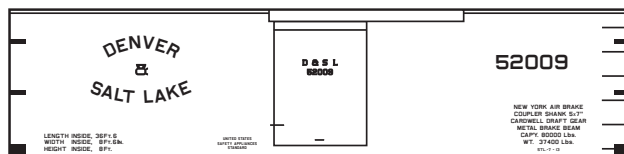


7339-01 Box Car, 36', c.1904. White Lettering. LA 8'-9 x 37'. ★ N-HO-S-O

**DENVER & SALT LAKE**

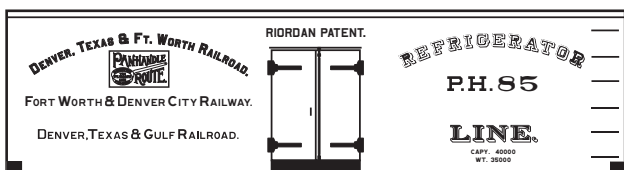


7343-01 Box Car, 40', Black, 1920s-1940s. White Lettering. LA 8'-6 x 41'. ★ N-HO-S-O



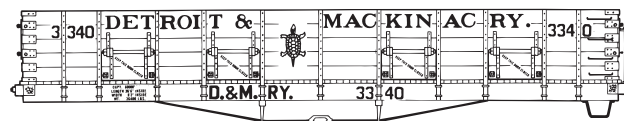
7343-02 Box Car, 36', Black, c.1913. White Lettering. LA 8'-8 x 37'. ★★ N-HO-O

**DENVER, TEXAS & FORT WORTH**

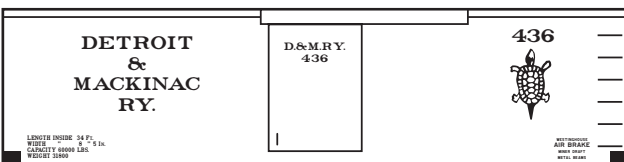


7344-01 Refrigerator Car, 34', Yellow Sides, c.1889. White and Black Lettering. LA 8'-10 x 35'. ★★★★★ N-HO-O

**DETROIT & MACKINAC**

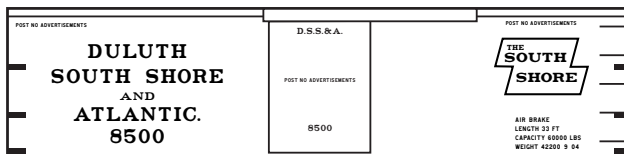


7348-01 Gondola, 36', Brown, c.1910. White and Gold Lettering. LA 5'-7 x 36'. ★ HO-S-O



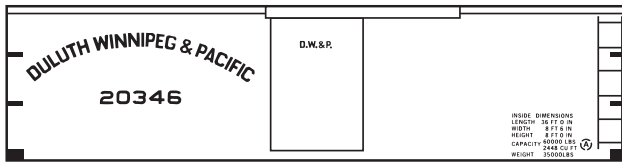
7348-02 Box Car, 34', Brown, mid-1890s. White Lettering. LA 8'-3 x 35'. ★ HO-O

**DULUTH, SOUTH SHORE & ATLANTIC**




7360-01 Box Car, 33', Brown, c.1904. White and Black Lettering. LA 7'-9 x 34'. ★★ HO

DULUTH, WINNIPEG & PACIFIC



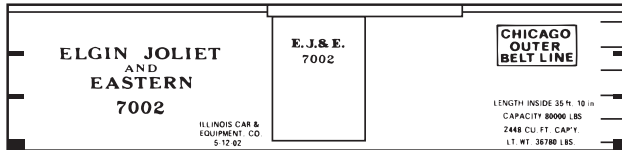
7363-01 Box Car, 36', Brown, c.1918. White Lettering. LA 8'-9 x 37'. ★ N-HO-S-O

EAST TENNESSEE, VIRGINIA & GEORGIA

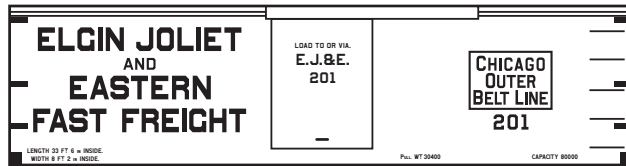


7370-01 Ventilated Refrigerator Car, 34', White, c.1889. Black Lettering. LA 8'-3 x 35'. ★★ N-HO-S-O

ELGIN JOLIET & EASTERN

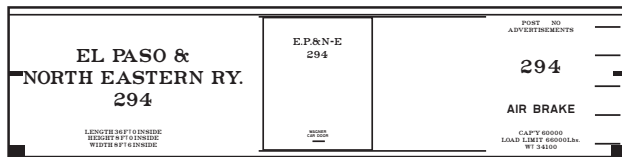


7376-01 Box Car, 36', Brown, c.1907. White and Black Lettering. LA 8'-0 x 37'. ★★ N-HO



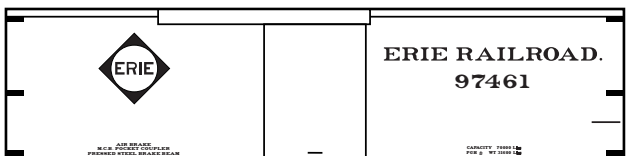
7376-02 Box Car, 33', Brown, c.1890s. White and Black Lettering. LA 8'-3 x 34'. ★★ HO-O

EL PASO & NORTH EASTERN

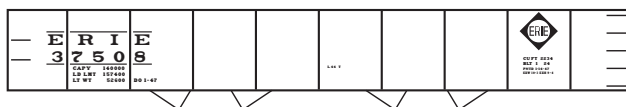


7379-01 Box Car, 36', Brown, c.1900. White Lettering. LA 8'-3 x 37'. ★ HO-O

ERIE

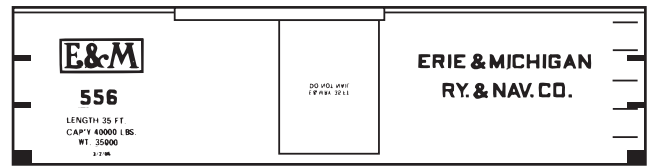


7380-01 Box Car, 34', Brown, c.1901. White and Black Lettering. LA 8'-0 x 35'. ★ N-HO-S-O



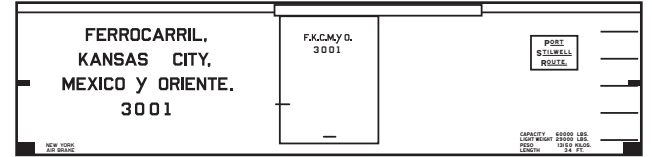
7380-02 Box Car, 44', Black, c.1947. White and Black Lettering. LA 5'-8 x 45'. ★ N-HO-S-O

ERIE & MICHIGAN RAILWAY & NAVIGATION CO.



7382-01 Box Car, 35', Brown, c.1905. White and Black Lettering. LA 7'-6 x 36'. ★★ N-HO

FERROCARRIL, KANSAS CITY, MEXICO Y ORIENTE

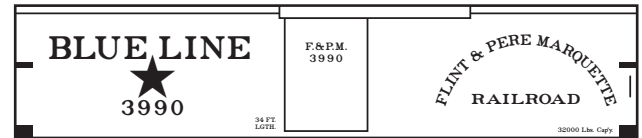


7395-01 Box Car, 34', Brown, c.1900. White and Black Lettering. LA 8'-0 x 35'. ★★ HO-O




7395-02 Flat Car, 36', Brown, c.1900. White Lettering. LA 1'-4 x 35'. ★ HO-O

FLINT & PERE MARQUETTE



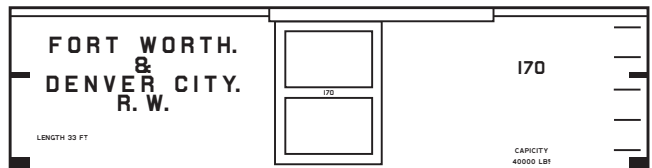
7398-01 Box Car, 34', Blue, c.1890s. White Lettering. LA 7'-0 x 35'. ★★ HO-O

FORT DODGE, DES MOINES & SOUTHERN

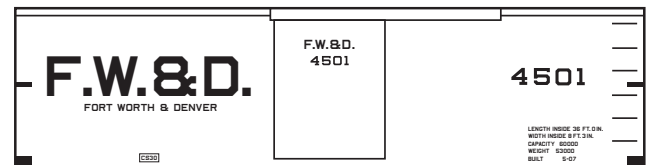


7404-01 Box Car, 36', Brown, c.1914. White and Black Lettering. LA 8'-6 x 37'. ★★ N-HO-O

FORT WORTH & DENVER CITY

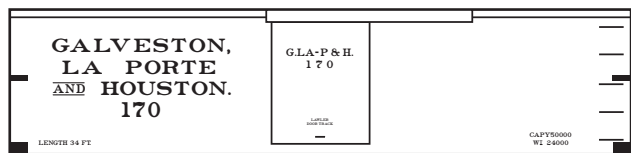


7408-01 Box Car, 33', Brown, c.1900. White Lettering. LA 8'-0 x 34'. ★ N-HO-S-O



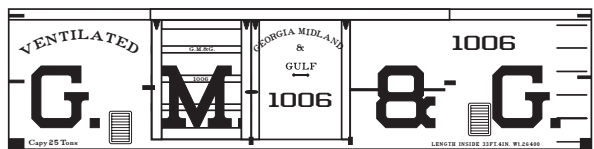
7408-02 Box Car, 36', Brown, c.1907. White Lettering. LA 9'-0 x 37'. ★★ HO-O

**GALVESTON, LA PORTE & HOUSTON**



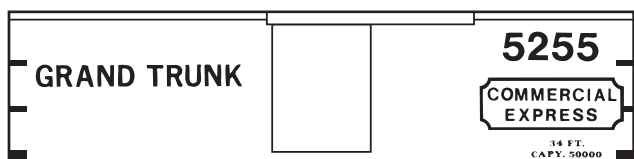
7409-01 Box Car, 34', Brown, c.1895. White Lettering. LA 7'-9 x 35'. ★ HO-O

**GEORGIA, MIDLAND & GULF**

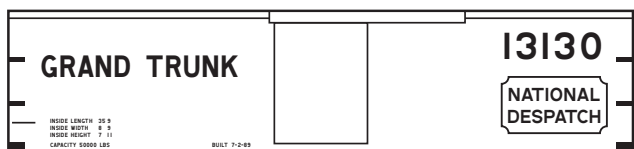


7410-01 Box Car, 33', Brown, c.1895. White Lettering. LA 7'-6 x 34'. ★★★ HO-O

**GRAND TRUNK**

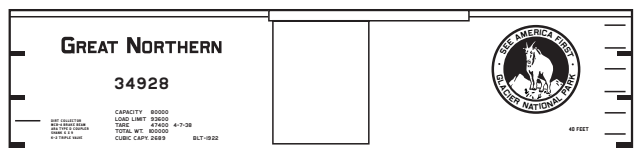


7420-01 Box Car, 34', Brown, c.1900. White and Red Lettering. LA 8'-0 x 35'. ★ HO



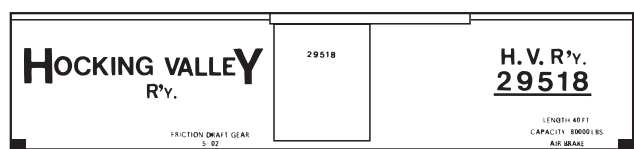
7420-02 Box Car, 36' Brown, c.1889. White and Red Lettering. LA 8'-0 x 37'. ★★ HO-O

**GREAT NORTHERN**



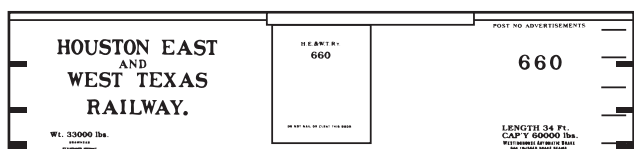
7425-01 Box Car, 40', Brown, c.1922. White and Black Lettering. LA 9'-0 x 41'. ★★ N-HO-S-O

**HOCKING VALLEY**



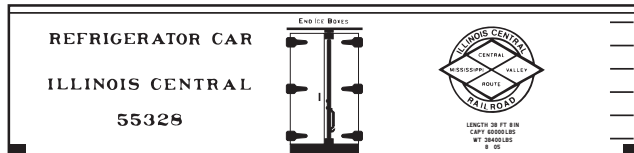
7448-01 Box Car, 40', Brown c.1902. White Lettering. LA 8'-6 x 42'. ★ HO-S-O

**HOUSTON EAST & WEST TEXAS**

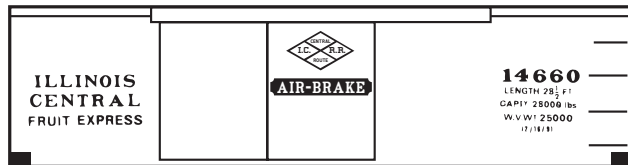


7450-01 Box Car, 34', Brown, c.1890s. White Lettering. LA 7'-6 x 35'. ★ N-HO-S-O

**ILLINOIS CENTRAL**

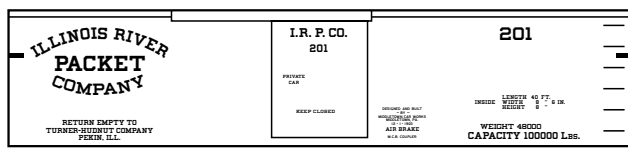


7456-01 Refrigerator Car, 38', Yellow Sides, c.1905. White and Black Lettering. LA 8'-3 x 39'. ★★ HO-S-O



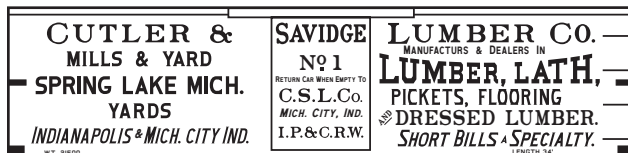
7456-02 Ventilated Box Car, 28', Yellow Sides, c.1891. White and Black Lettering. LA 7'-0 x 29'. ★★ HO

**ILLINOIS RIVER PACKET COMPANY**



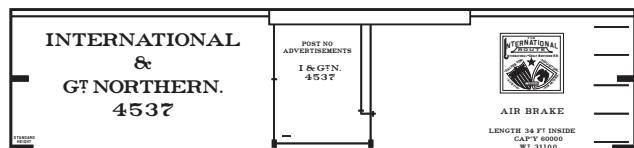
7459-01 Box Car, 40', Brown, c.1903. White Lettering. LA 8'-6 x 41'. ★★ N-HO-S-O

**INDIANAPOLIS, PERU & CHICAGO**



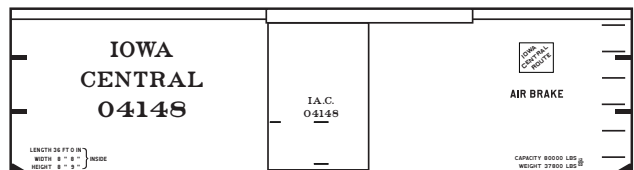
7462-01 Box Car, 34', Brown, c.1880s. White Lettering. LA 8'-1 x 34'. ★★ N-HO-O

**INTERNATIONAL & GREAT NORTHERN**



7463-01 Box Car, 34', Brown, c.1901. White and Black Lettering. LA 8'-0 x 35'. ★★ N-HO-O

**IOWA CENTRAL**



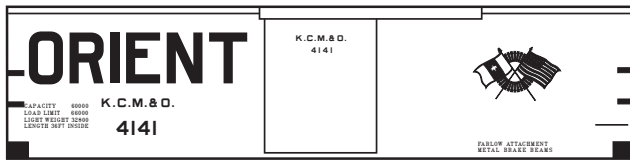
7464-01 Box Car, 36', Brown, c.1900. White and Black Lettering. LA 9'-6 x 37'. ★★ HO

**INTERNACIONAL MEXICANO**



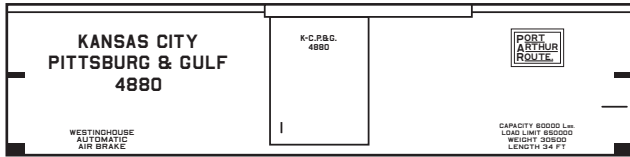
7465-01 Box Car, 34', Brown, c.1895. White Lettering. LA 7'-8 x 35'. ★ HO-O

**KANSAS CITY, MEXICO & ORIENT**



7473-01 Box Car, 36', Brown, c.1907. White Lettering. LA 8'-6 x 37'. ★★ N-HO-O

**KANSAS CITY, PITTSBURG & GULF**

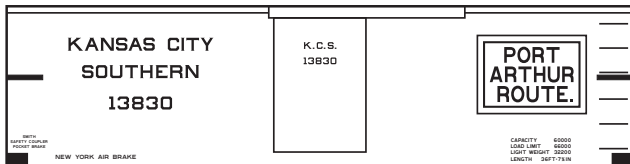


7474-01 Box Car, 34', Brown, c.1897. White and Black Lettering. LA 8'-0 x 35'. ★★ HO-O



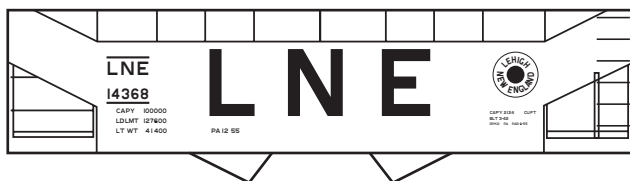
7474-02 Gondola, 34', Brown or Black, c.1897. White and Black Lettering. LA 3'-6 x 35'. ★★ HO-O

**KANSAS CITY SOUTHERN**



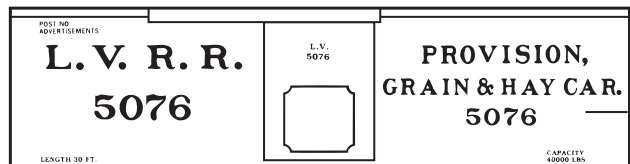
7476-02 Box Car, 36', Brown, c.1900. White and Black Lettering. LA 9'-0 x 37'. ★★ N-HO-O

**LEHIGH & NEW ENGLAND**

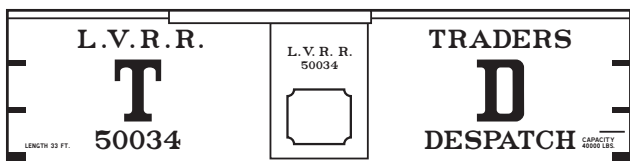


7488-01 Hopper Car, 34', Black, c.1942. White, Black and Red Lettering. LA 8'-0 x 34'. ★★ N-HO-S-O

**LEHIGH VALLEY**

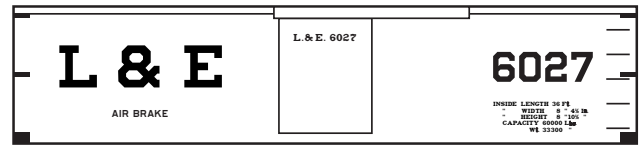


7492-01 Box Car, 30', Brown, c.1890s. White Lettering. LA 7'-6 x 31'. ★★ HO



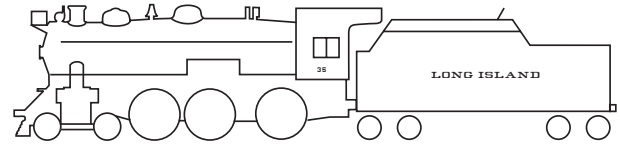
7492-02 Box Car, 33', Brown, c.1890. White and Black Lettering. LA 8'-0 x 34'. ★★ N-HO-S-O

**LEXINGTON & EASTERN**



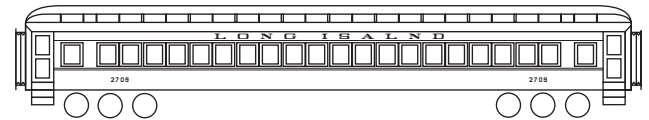
7496-01 Box Car, 36', Brown, c.1900. White Lettering. LA 7'-9 x 37'. ★ HO

**LONG ISLAND**



7504-01 Steam Locomotive, Black. To 1957. Gold Lettering. ★ N-HO-S-O

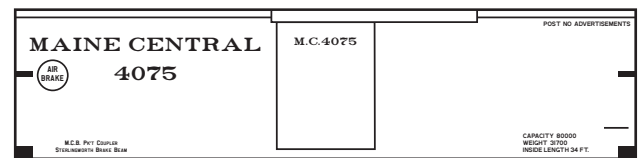
7504-02 Steam Locomotive, Black. 1957-On. Buff Lettering. ★ N-HO-O



7504-04 Passenger Car, Tuscan Red Sides. To 1957. Gold Lettering. ★ N-HO-S-O

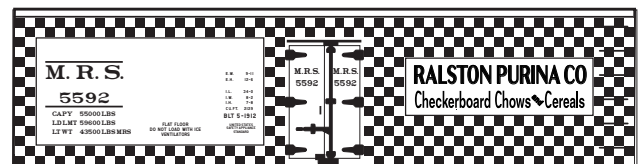
7504-05 Passenger Car, Tuscan Red Sides. 1957-On. Buff Lettering. ★ N-HO-S-O

**MAINE CENTRAL**



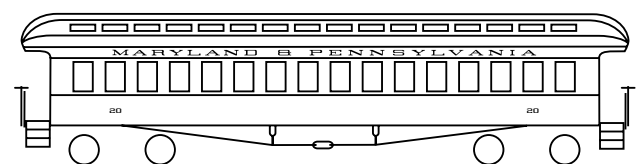
7550-01 Box Car, 34', Brown, 1890s. White Lettering. LA 8'-0 x 35'. ★ N-S-O

**MANUFACTURERS RAILWAY**

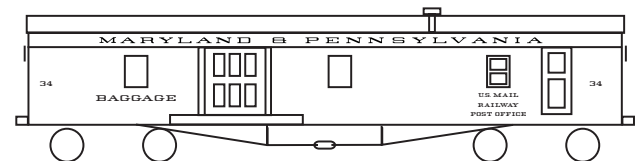


7557-01 Refrigerator Car, 34', Red and White Checkerboard Sides, c.1933. White, Black, Red and Blue Lettering. LA 8'-6 x 35'. ★★★★★ N-HO-S

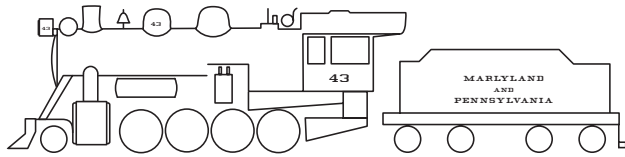
**MARYLAND & PENNSYLVANIA**



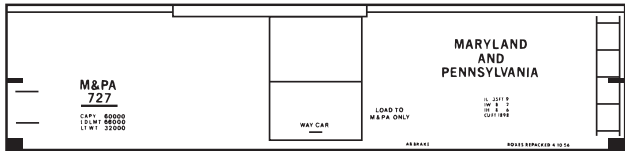
7560-02 Passenger Cars and Gas Electrics. Olive Green. c.1920s-1950s. Yellow Lettering. ★ HO-S-O



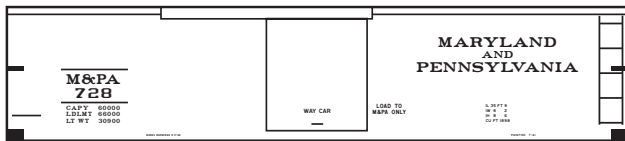
7560-03 Head End Cars. Olive Green. c.1920s-1950s. Yellow Lettering. ★ HO-S-O



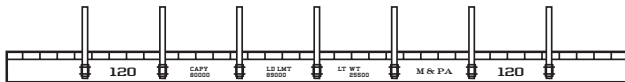
7560-04 Steam Locomotives, c.1920s-1950s. White and Yellow Lettering. ★ HO-S-O



7560-05 Box Car, 36', Brown, c.1956. White Lettering. LA 8'-3 x 37'. ★ HO-S-O



7560-06 Box Car, 36', Brown, 1928-1950s. White Lettering. LA 7'-6 x 37'. ★ HO-S-O

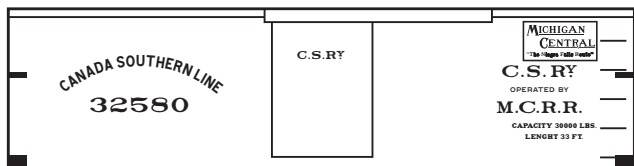


7560-07 Flat Car, 36', Brown, c.1920. White, Lettering. LA 1'-4 x 36'. ★ HO-S-O



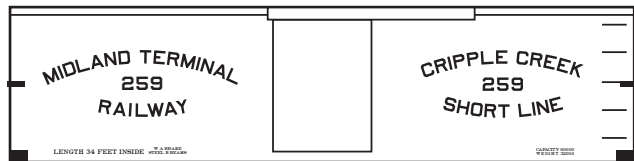
7560-08 Gondola, 36', c.1903. White Lettering. LA 4' x 37'. ★ HO-S-O

**MICHIGAN CENTRAL**



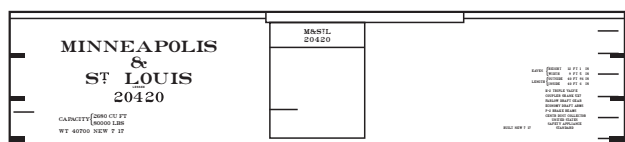
7568-01 Box Car, 33', Brown, c.1892. White and Black Lettering. LA 8'-0 x 34'. ★★ N-HO-S-O

**MIDLAND TERMINAL**



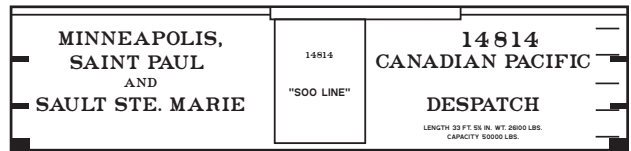
7571-01 Box Car, 34', Brown, c.1900. White Lettering. LA 8'-3 x 35'. ★★★ HO-O

**MINNEAPOLIS & ST. LOUIS**

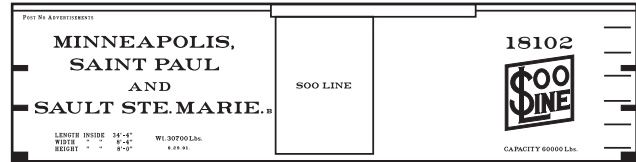


7575-01 Box Car, 40', Brown, c.1917. White Lettering. LA 8'-6 x 41'. ★ HO-O

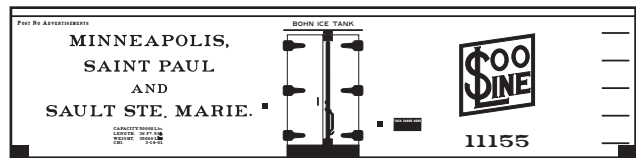
**MINNEAPOLIS, ST. PAUL & SAULT STE. MARIE**



7578-01 Box Car, 33', Brown mid-1890s. White, Lettering. LA 7'-6' x 34'. ★★ HO-O

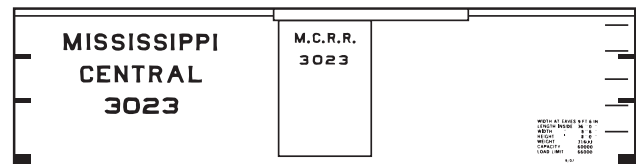


7578-02 Box Car, 34', Brown, c.1901. White Lettering. LA 9'-0 x 35'. ★★ N-HO-O



7578-03 Refrigerator Car, 34', Yellow Sides, c.1906. White and Black Lettering. LA 8'-0 x 35'. ★★ HO-O

**MISSISSIPPI CENTRAL**



7582-01 Box Car, 36', Brown, c.1907. White Lettering. LA 9'-0 x 37'. ★ N-HO-S-O

**MISSOURI, KANSAS & TEXAS**

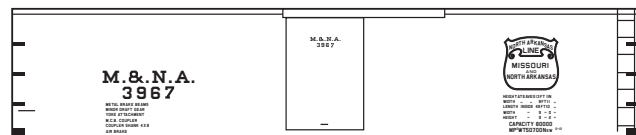


7584-01 Box Car, 36', Brown, c.1909. White Lettering. LA 8'-6 x 37'. ★★ N-HO-O




7584-02 Box Car, 40', Brown, c.1909. White Lettering. LA 9'-0 x 41'. ★★ N-HO-O

**MISSOURI & NORTH ARKANSAS**



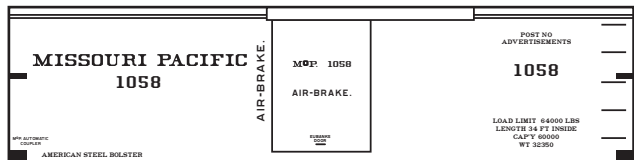
7586-01 Box Car, 50', Brown, c.1912. White and Black Lettering. LA 9'-6 x 51'. ★★ HO-O

MISSOURI, OKLAHOMA & GULF

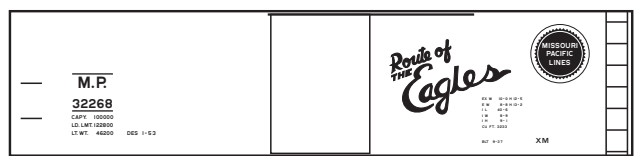


7588-01 Box Car, 36', Brown, c.1906. White and Black Lettering. LA 8'-9 x 37'. ★★ HO-O

MISSOURI PACIFIC




7590-01 Box Car, 34', Brown, c.1890s. White Lettering. LA 8'-3 x 35'. ★★ N-HO-S-O




7590-02 Box Car, 40', Brown, c.1937. White Lettering. LA 9'-6 x 41'. ★★★ N-HO-S-O

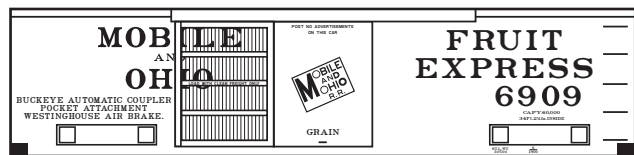
MOBILE & OHIO



7592-01 Ventilated Box Car, 36', Orange Sides, c.1897. White, Black and Red Lettering. LA 8'-3 x 37'. ★★★ N-HO-S-O

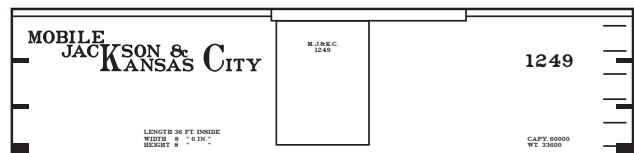


7592-02 Box Car, 36', Brown, c.1908. White and Red Lettering. LA 8'-6 x 37'. ★★ N-HO



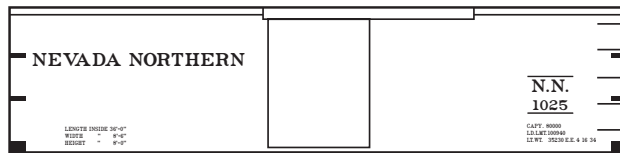
7592-03 Ventilated Box Car, 34', Brown, c.1900. White and Red Lettering. LA 7'-9 x 35'. ★★★ HO-O

MOBILE, JACKSON & KANSAS CITY




7594-01 Box Car, 36', Brown, c.1900. White Lettering. LA 8'-3 x 37'. ★ N-HO-S-O

NEVADA NORTHERN



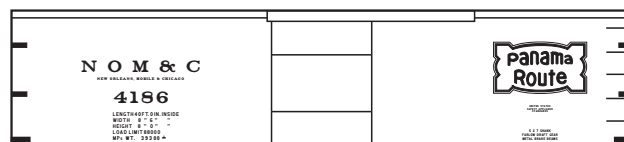
7604-01 Box Car, 36', Brown, 1930s. White Lettering. LA 8'-3 x 37'. ★ N-HO-O

NEW ORLEANS GREAT NORTHERN



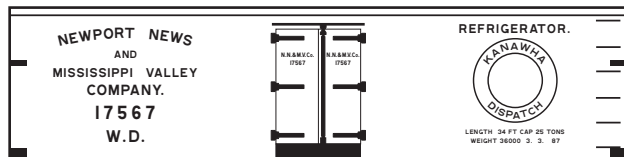
7609-01 Box Car, 40', Brown, c.1908. White and Black Lettering. LA 9'-6 x 41'. ★★ N-HO

NEW ORLEANS, MOBILE & CHICAGO



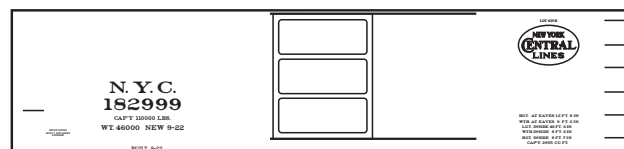
7610-01 Box Car, 40', Brown, c.1912. White and Black Lettering. LA 8'-6 x 41'. ★ N-HO-O

NEWPORT NEWS & MISSISSIPPI VALLEY

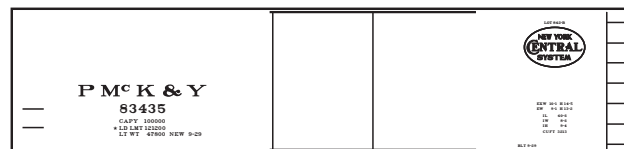


7612-01 Refrigerator Car, 34', Coach Green, c.1887. White and Black Lettering. LA 8'-3' x 35'. ★★ HO

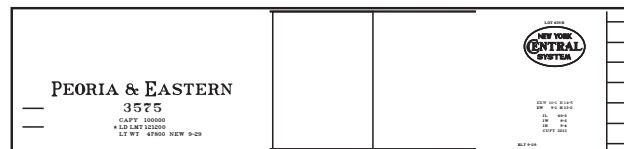
NEW YORK CENTRAL



7616-01 Box Car, 40', Brown, c.1922. White and Black Lettering. LA 9'-3 x 41'. ★★ N-HO-S-O



7616-02 Box Car, 40', Brown, c.1930s-1955. White and Black Lettering. LA 9'-0 x 41'. ★★ N-HO-S-O



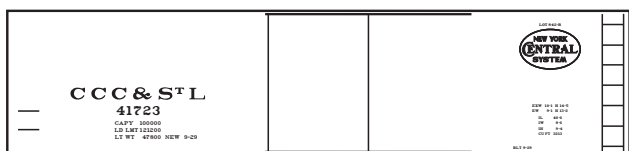
7616-03 Box Car, 40', Brown, c.1930s-1955. White and Black Lettering. LA 9'-0 x 41'. ★★ N-HO-S-O



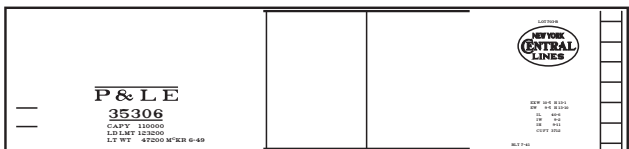
7616-05 Box Car, 40', Brown, c.1930s-1955. White and Black Lettering. LA 9'-0 x 41'. ★★ N-HO-S-O



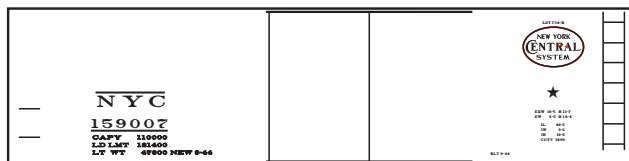
7616-06 Box Car, 40', Brown, c.1930s-1955. White and Black Lettering. LA 9'-0 x 41'. ★★ N-HO-S-O



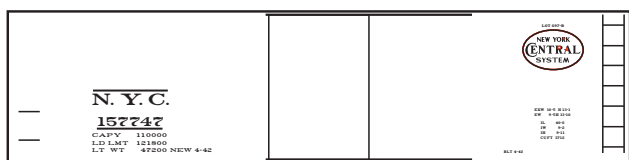
7616-07 Box Car, 40', Brown, c.1930s-1955. White and Black Lettering. LA 9'-0 x 41'. ★★ N-HO-S-O



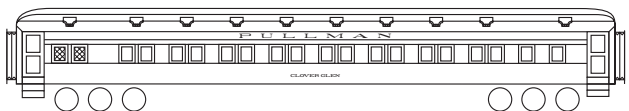
7616-08 Box Car, 40', Brown, Early 1940s. Lot 697B. White and Black Lettering. LA 10'-0 x 41'. ★★ N-HO-S-O




7616-09 Box Car, 40', Brown, c.1945-1955. Lot 734-B. White and Black Lettering. LA 10'-4 x 41'. ★★ HO-O



7616-10 Box Car, 40', Brown, Early 1940s. Lot 697-B. White and Black Lettering. LA 10'-0 x 41'. ★★ HO-O

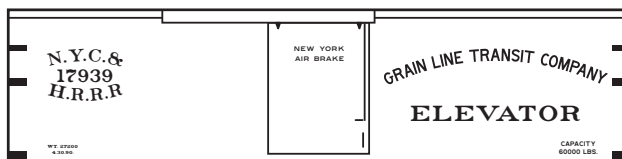


7616-11 Passenger Car, Pullman Green. Gold Lettering. ★ N-HO-S-O

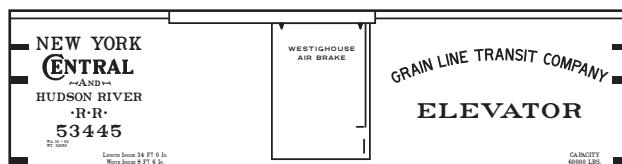


7616-12 Hopper Car, 31', Brown, 1930s-Late 1950s. White and black Lettering. LA 8'-5 x 32'. ★ N-HO-S-O

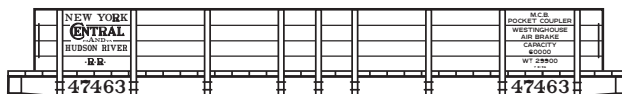
NEW YORK CENTRAL & HUDSON RIVER



7619-01 Box Car, 33', Yellow or Gray Sides, c.1890. Black Lettering. LA 8'-0 x 34'. ★★ N-HO-S-O

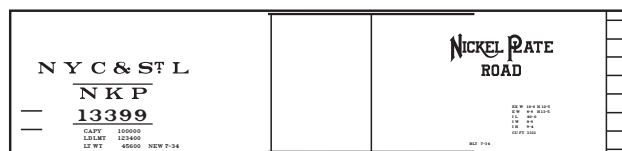


7619-02 Box Car, 34', Yellow or Gray Sides, c.1895. Black Lettering. LA 8'-6 x 35'. ★★ HO-O



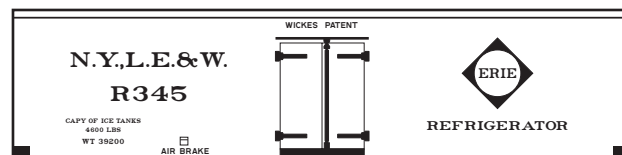
7619-04 Gondola, 33', Black, c.1896. White Lettering. LA 3'-6 x 33'. ★ HO-O

NEW YORK, CHICAGO & ST. LOUIS

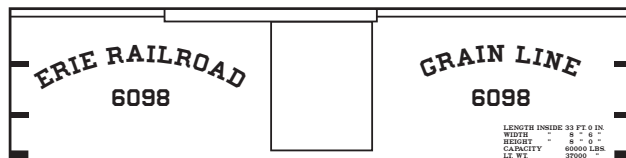


7630-01 Box Car, 40', Brown, c.1934. White Lettering. LA 9'-6 x 41'. ★ HO-O

NEW YORK, LAKE ERIE & WESTERN




7642-01 Refrigerator Car, 34', Yellow Sides, c.1895. White and Black Lettering. LA 8'-0 x 35'. ★ HO-O



7642-02 Box Car, 33', Gray Sides, c.1892. Black and White Lettering. LA 8'-0 x 34'. ★ HO-S-O




**NEW YORK, NEW HAVEN & HARTFORD**



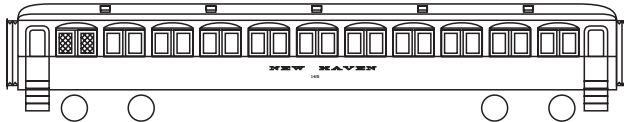
**7644-05** Steam Locomotive, Black, 1920s-1950s. Dulux Lettering. ★ N-HO-S-O



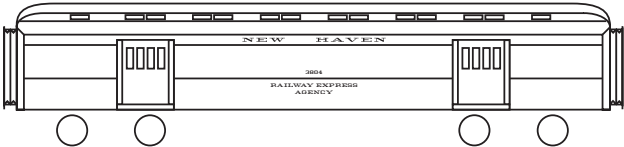
**7644-10** Passenger Car, Pullman Green, c.1900. General Set. Gold Lettering. ★ N-HO-S-O



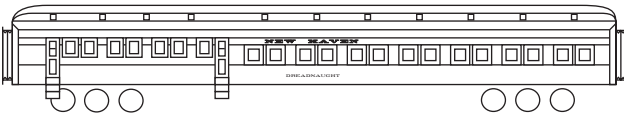
**7644-12** Passenger Car, Green, 1928-1936. White Lettering. ★ N-HO-S



**7644-13** Passenger Car, Green, 1928-1936. White Lettering. ★ N-HO-S



**7644-14** Head End Car, Green, 1928-1936. White Lettering. ★ N-HO-S-O




**7644-15** Passenger Car, Diner, Green, 1930-On. Gold Lettering. ★ N-HO-S-O

**7644-16** Passenger Car Names, Yankee Clipper, 7 Names, Consist No. 1. 1930-On. Gold Lettering. ★ HO-S-O

**7644-17** Passenger Car Names, Yankee Clipper, 7 Names, Consist No. 2. 1930-On. Gold Lettering. ★ HO-S-O

**7644-18** Passenger Car Names, Merchants Limited, 8 Names, Consist No. 1. 1930-On. Gold Lettering. ★ HO-S-O

**7644-19** Passenger Car Names, Merchants Limited, 8 Names, Consist No. 2. 1930-On. Gold Lettering. ★ HO-S-O

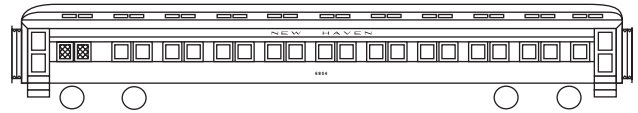


**7644-20** Passenger Car, Pullman Green, Pre-1947. Gold Lettering. ★ N-HO-S-O

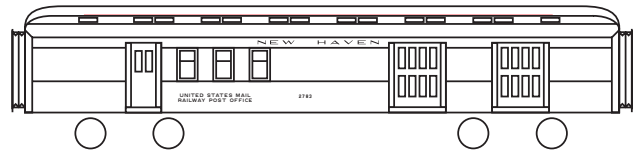
**7644-21** Passenger Car Names, Owl & Florida Cars, 9 Names, Pre-1947. Gold Lettering. ★ N-HO-S-O




**7644-22** Passenger Cars, MUs, RDCs, Stainless Steel, 1936-1955. Black Lettering. ★ N-HO-S-O



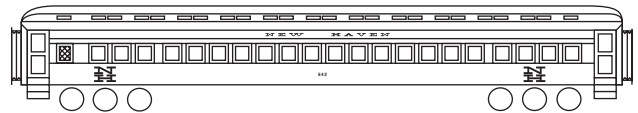
**7644-24** Passenger Cars & MUs. Green, 1936-1955. White Lettering. ★ N-HO-S-O



**7644-25** Head End Car, Green, 1936-1955. White Lettering. ★ HO




**7644-26** Passenger Car, Green, 1936-1955. Lettering Below Windows. White Lettering. ★ N-HO-S-O



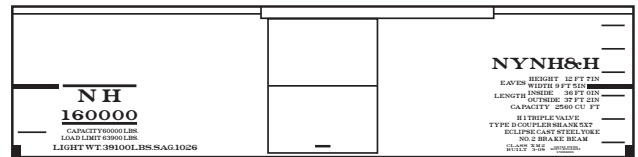
**7644-27** Passenger Car, 1955-On. White Lettering. ★ N-HO-S-O



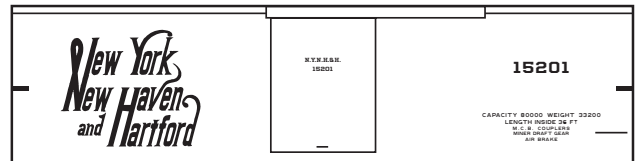
**7644-28** Head End Car, Black, 1955-On. White Lettering. ★ N-HO-S-O



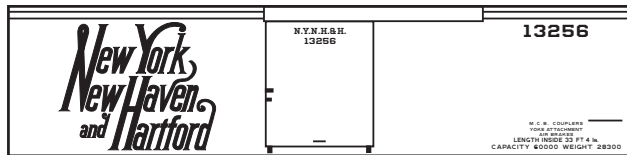
**7644-30** Box Car, 40', Brown, c.1944. White Lettering. LA 9'-6 x 41'. ★ N-HO-S-O



**7644-31** Box Car, 36', Brown, c.1926. White Lettering. LA 8'-6 x 37'. ★ N-HO-S-O

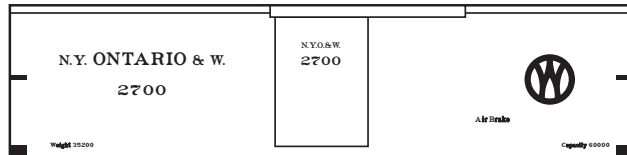


**7644-32** Box Car, 36', Brown, c.1905. White Lettering. LA 9'-0 x 37'. ★ N-HO-S-O



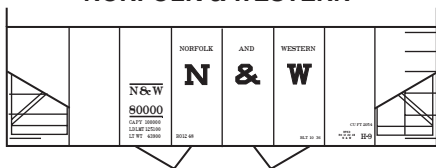
7644-33 Box Car, 33', Brown, c.1895. White Lettering. LA 7'-6 x 34'.  
★ N-HO-O

**NEW YORK, ONTARIO & WESTERN**



7652-01 Box Car, 36', Brown, mid-1890s. White Lettering. LA 8'-6 x 37'.  
★ N-HO-S-O

**NORFOLK & WESTERN**



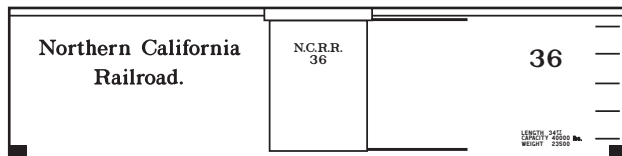
7700-02 Hopper Car, 32', Black, c.1936. White Lettering. LA 8'-10 X 32'-4.  
★ N-HO-S-O

**NORTHAMPTON & BATH**



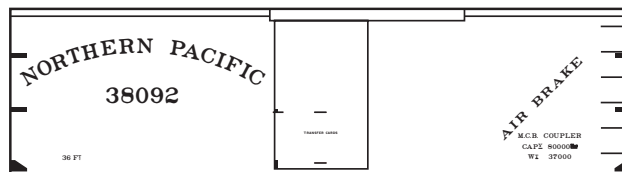
7712-01 Box Car, 40', Brown, c.1966-On. White Lettering. LA 10'-0 x 41'.  
★★ N-HO-S-O

**NORTHERN CALIFORNIA**




7716-01 Box Car, 34', Brown, c.1887. White Lettering. LA 8'-0 x 35'.  
★ N-HO-S-O

**NORTHERN PACIFIC**



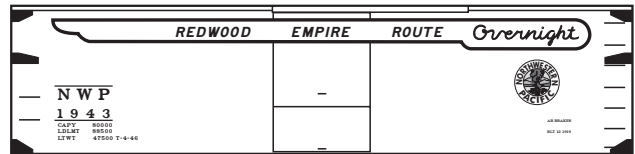
7718-01 Box Car, 36', Brown, c.1900. White Lettering. LA 9'-6 x 37'.  
★ N-HO-S-O

**NORTHWESTERN PACIFIC**

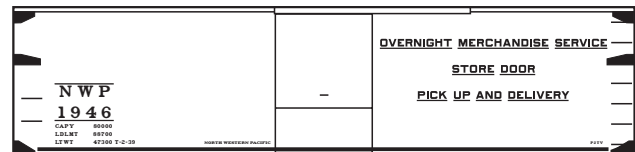


7728-01 Steam Locomotive, Passenger, 1907-On. Gold and White Lettering.  
★ N-HO-S-O

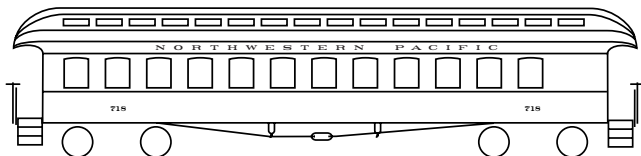
7728-02 Steam Locomotive, Freight, 1907-On. White Lettering.  
★ N-HO-S-O



7728-04 Box Car, 40', Black, 1930s-1950s. White, Black, Red and Yellow Lettering. LA 9'-4 x 41'.  
★★★ N-HO-S-O



7728-05 Box Car, 40', Pullman Green, 1930s-1950s. Yellow Lettering. LA 9'-0 x 41'.  
★ N-HO-S-O



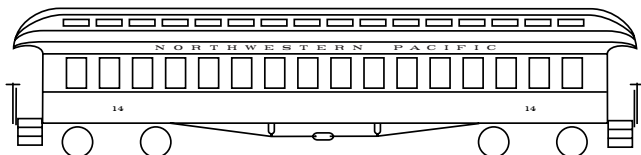
7728-07 Passenger Car, Narrow Gauge, Olive Green, 1907-1914. Gold Lettering.  
★★ HO



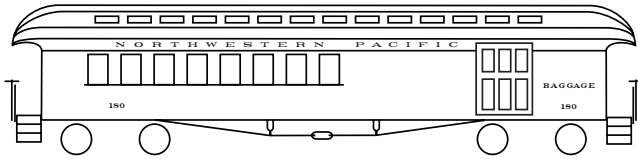
7728-08 Baggage Car, Narrow Gauge, Olive Green, 1907-1914. Gold Lettering.  
★★ HO




7728-09 Express & RPO Car, Narrow Gauge, Olive Green, 1907-1914. Gold Lettering.  
★★ HO



7728-10 Passenger Car, Electric Trailers, Wood, Olive Green, c.1907. Gold Lettering.  
★★ HO



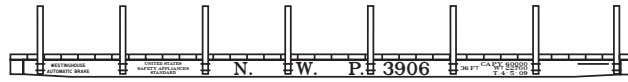
7728-11 Combination Car, Olive Green, c.1907. Gold Lettering. ★★ HO-O



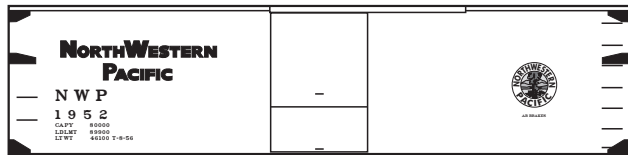
7728-12 Passenger Car and Electric Trailers. Green, 1915-1950s. Gold Lettering. ★ HO-O



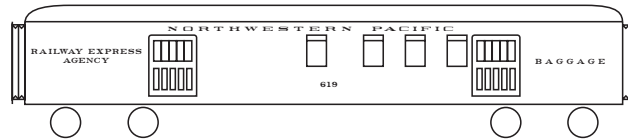
7728-13 Express/RPO Car, Green, 1914-1918. Gold Lettering. ★ HO-O



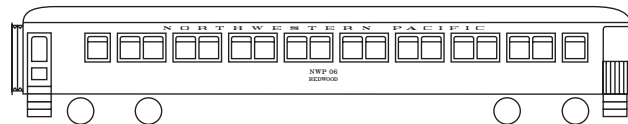
7728-14 Flat Car, 36', Brown, c.1909. White Lettering. LA 1'-0 x 36'. ★ HO-O



7728-15 Box Car, 40', Black c.1950s-1960s. White, Black, Blue, Light Blue, Yellow and Green Lettering. LA 9'-4 x 41'. ★★★★★ HO-S-O



7728-16 Express/Baggage Car, Green, c.1950-1958. Gold Lettering. ★ HO-O



7728-17 Business/Observation Car, Green, 1941-1958. Gold Lettering. ★ HO-O




In 2003 Clover House supplied the lettering diagrams for the restoration of caboose No.13 now located at the Roots of Motive Power museum in Willits, CA. The NWPRHS supplied research material for the restoration project.

7728-19 Caboose, 35', Brown, 1955-On. White Lettering. LA 8'-2 x 35'. ★ N-HO-S-O-G

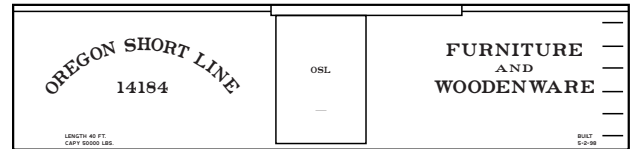


7728-18 Caboose, 35', Brown, 1930s-1955. White Lettering. LA 8'-2 x 35'. ★ HO-O



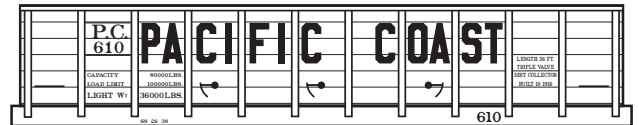
7728-21 Box Car, 40', Brown c.1946-1950s. White Lettering. LA 9'-4 x 41'. ★ N-HO-S-O

OREGON SHORT LINE



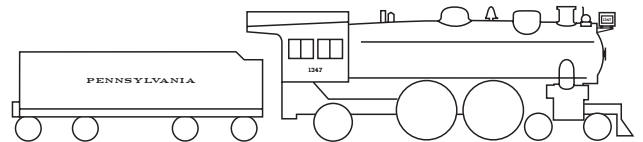
7758-01 Box Car, 40', Brown, c.1898. White Lettering. LA 9'-3 x 41'. ★ N-HO-S-O

PACIFIC COAST



7764-01 Coal Hopper, 36', Brown, c.1916. White Lettering. LA 5'-10 x 35'. ★★ HO-O

PENNSYLVANIA



7784-02 Steam Locomotive, For Shorter Tenders. Lettering 139" and 180" Long. "Lines" Used West of Pittsburgh Before May-1939. Gold and White Lettering. ★★ N-HO-S-O

7784-03 Steam Locomotive, For Shorter Tenders. Lettering 141", 160", 184" and 212" Long. Pre-1939. Gold and White Lettering. ★★ N-HO-S-O

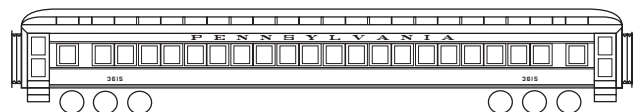
7784-04 Steam Locomotive, For Longer Tenders. Lettering 240", 259" and 300" Long. Pre-1939. Gold and White Lettering. ★★ N-HO-S-O

7784-05 Steam Locomotive, For Shorter Tenders. Lettering 160", 184" and 212" Long. 1939-1953. Gold and White Lettering. ★★ N-HO-S-O


7784-06 Steam Locomotive, For Longer Tenders. Lettering 243", 302" and 384" Long. 1939-1953. Gold and White Lettering. ★★ N-HO-S-O

7784-07 Steam Locomotive, For Shorter Tenders. Lettering 160", 184" and 212" Long. 1953-On. Buff, Gold and White Lettering. ★★ N-HO-S


7784-08 Steam Locomotive, For Longer Tenders. Lettering 243", 302" and 384" Long. 1953-On. Buff, Gold and White Lettering. ★★ N-HO-S-O



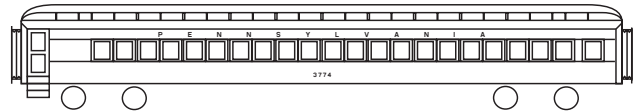
7784-10 Passenger Car, Tuscan Red Sides. 1910-1938. Gold and Black Lettering. ★★ HO-S-O



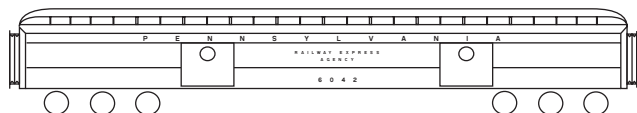
7784-11 Baggage Car, Tuscan Red Sides. 1910-1938. Gold Lettering. ★★ N-HO-S-O



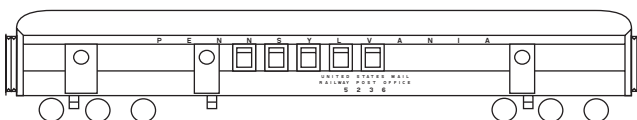
7784-11 Baggage Car, Tuscan Red Sides. 1910-1938. Gold Lettering. ★★ N-HO-S-O



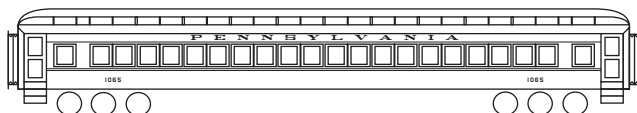
7784-13 Passenger Car, Tuscan Red Sides. 1938-1941. Gold Lettering. ★★ N-HO-S-O




7784-14 Baggage Car, Tuscan Red Sides. 1938-1941. Gold Lettering. ★★ N-HO-S-O




7784-15 Railway Post Office Car, Tuscan Red Sides, 1938-1941. Gold Lettering. ★★ N-HO-S-O



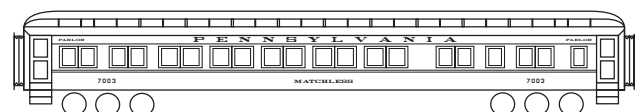
7784-19 Passenger Car, Tuscan Red Sides. 1942-1952. Gold Lettering. ★★ N-HO-S-O




7784-20 Baggage Car, Tuscan Red Sides. 1942-mid-1952. Gold Lettering. ★★ N-HO-S-O



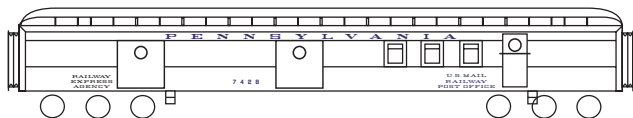
7784-21 Railway Post Office Car, Tuscan Red Sides. 1942-mid 1952. Gold Lettering. ★★ N-HO-S-O



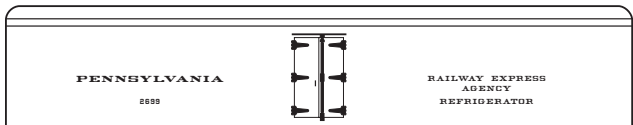
7784-22 Passenger Car, Tuscan Red Sides, 1953-1962. Buff Lettering. ★★ N-HO-S-O



7784-23 Baggage Car, Tuscan Red Sides, 1952-mid-1962. Buff Lettering. ★ N-HO-S-O



7784-24 Railway Post Office Car, Tuscan Red Sides, 1952-mid 1962. Buff Lettering. ★ N-HO-S-O

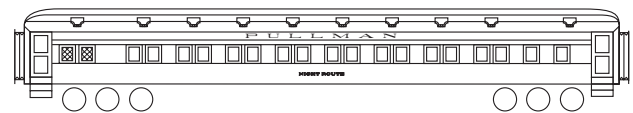


7784-30 Refrigerator Car, 50', Tuscan Red Sides, 1942-1952. Gold Lettering. LA 8'-3 x 51'. ★★ HO-O

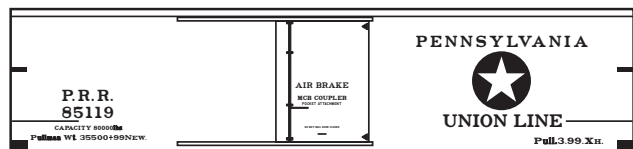
7784-31 Refrigerator Car, 50', Tuscan Red Sides, 1953-on. Buff Lettering. LA 8'-3 x 51'. ★ HO-O



7784-35 Box Car, 40', Brown, c.1930s, X-29. White Lettering. LA 9'-6 x 41'. ★ N-HO-S-O

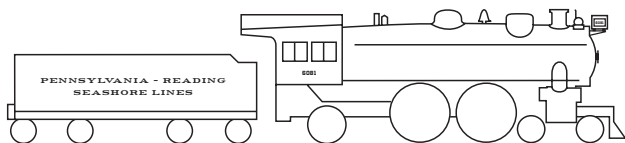


7784-40 Passenger Car, Tuscan Red Sides. Gold Lettering. ★★ N-HO-S-O




7784-41 Box Car, 36', Brown, c.1899. White Lettering. LA 8'-3 x 37'. ★★ HO-O

**PENNSYLVANIA-READING SEASHORE LINES**




7788-01 Steam Locomotive, Before 1942. Gold Lettering. ★★ N-HO-S-O

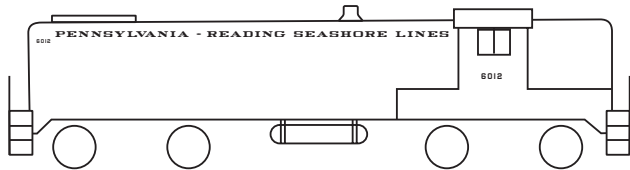
7788-02 Steam Locomotive, After 1942. Buff and Gold Lettering. ★★ HO-S-O



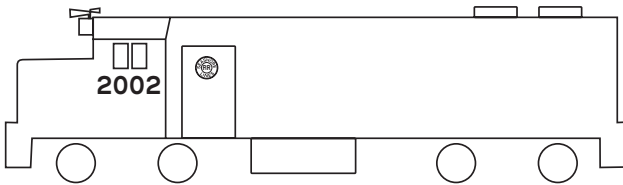
7788-03 Baggage Mail Car and Electric, Tuscan Red Sides. Buff Lettering. ★ N-HO-S-O



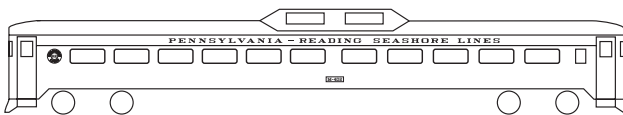
7788-04 Electric Cars and Gas Electric, Tuscan Red Sides, Buff Lettering. ★ N-HO-S-O



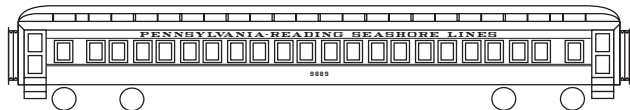
7788-05 Diesel Locomotive, Black, Prior to 1968. White and Buff Lettering. ★ N-HO-S-O




7788-06 Diesel Locomotive, Black, 1968-1976. White, Red and Buff Lettering. ★ N-HO-S-O



7788-07 RDC Car, Stainless Steel, 1950s-1960s. Black, Red and Buff Lettering. ★ N-HO-S-O

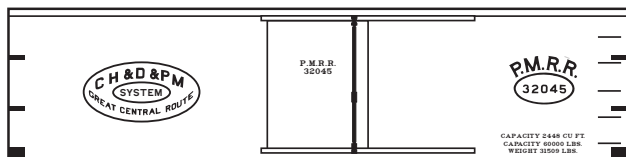


7788-08 Passenger Car, Tuscan Red, 1948-1963. P-70 Coach. Buff Lettering. ★ N-HO-S-O

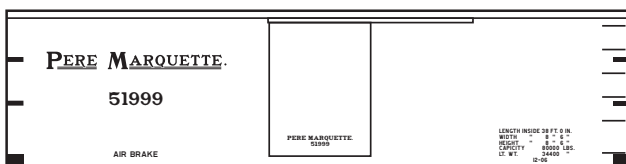


7788-09 Passenger Car, Tuscan Red, 1930-1948. P-70 Coach. Gold Lettering. ★ N-HO-S-O

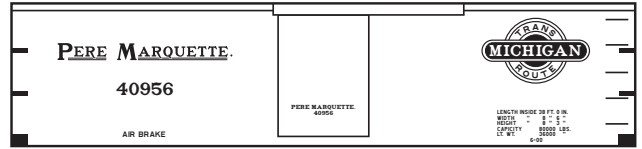
**PERE MARQUETTE**



7798-01 Box Car, 36', Brown, c.1905. White and Black Lettering. LA 8'-6 x 37'. ★ HO-S-O

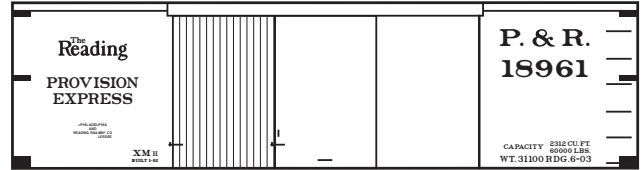


7798-02 Box Car, 36', Brown, c.1908. White Lettering. LA 8'-9 x 37'. ★ HO

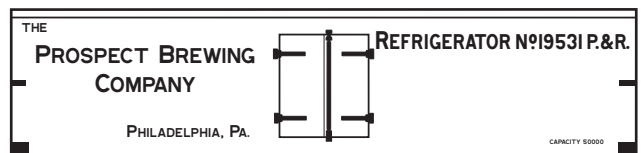


7798-03 Box Car, 38', Brown, c.1900. White and Black Lettering. LA 8'-9 x 39'. ★★ N-HO-O

**PHILADELPHIA & READING**



7818-01 Ventilated Box Car, 33', Green, c.1902. Yellow Lettering. LA 8'-6 x 34'. ★ HO

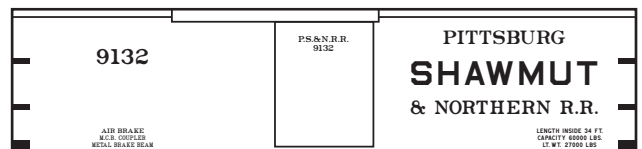


7818-03 Box Car, 34', Brown, c.1906. White Lettering. LA 7'-8 x 35'. ★ N-HO-S-O

**PITTSBURGH, SHAWMUT & NORTHERN**

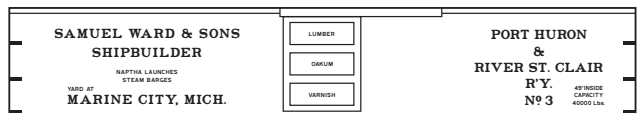


7838-01 Refrigerator Car, 36', White Sides, c.1908. White, Black and Red Lettering. LA 7'-9 x 37'. ★★★ N-HO-S-O



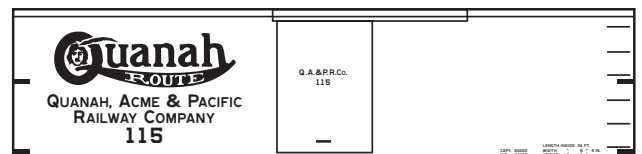
7838-02 Box Car, 34', Brown, c.1900. White Lettering. LA 7'-6 x 35'. ★ HO-O

**PORT HURON & RIVER ST. CLAIR**



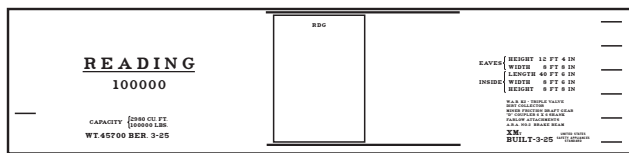
7850-01 Box Car, 50', Brown, c.1900. White Lettering. LA 8'-6 x 51'. ★★ HO-O

**QUANAH, ACME & PACIFIC**



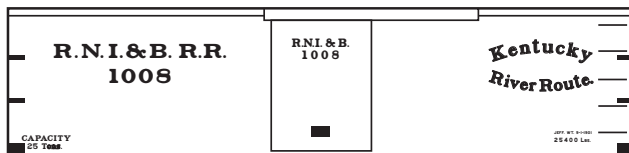
7885-01 Box Car, 36', Brown, c.1910. White, Black and Red Lettering. LA 8'-6 x 37'. ★★ N-HO-S-O

**READING**



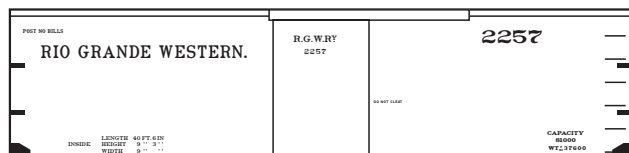
7895-01 Box Car, 40', Brown, c.1925. White Lettering. LA 9'-6 x 41'.  
★ N-HO-O

**RICHMOND, NICHOLASVILLE, IRVINE & BEATTYVILLE**



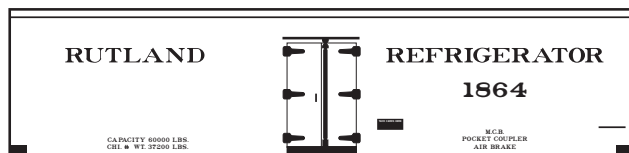
7910-01 Box Car, 36', Brown, c.1890. White Lettering. LA 8'-3 x 37'.  
★ HO-O

**RIO GRANDE WESTERN**

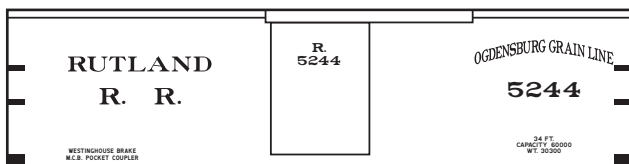


7925-01 Box Car, 41', Brown, c.1901. White Lettering. LA 9'-3 x 42'.  
★ N-HO-S-O

**RUTLAND**

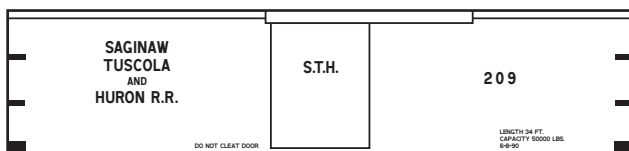


7943-01 Refrigerator Car, 35', White Sides, c.1902. Black Lettering.  
LA 8'-1 x 36'. ★ N-HO-O



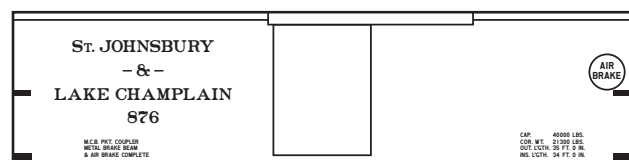
7943-02 Box Car, 34', Brown, c.1907. White Lettering. LA 8'-4 x 35'.  
★ N-HO-O

**SAGINAW, TUSCOLA & HURON**

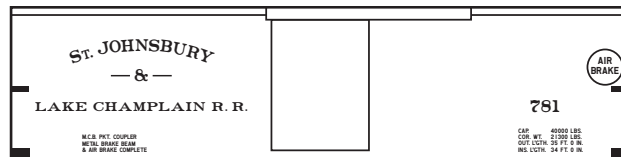


7952-02 Box Car, 34', Brown, c.1890. White Lettering. LA 7'-6 x 35'. ★ HO

**ST. JOHNSBURY & LAKE CHAMPLAIN**

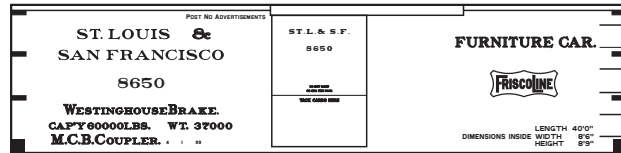


7956-01 Box Car, 34', Brown, c.1890s. White Lettering. LA 8'-3 x 35'. ★ HO-O

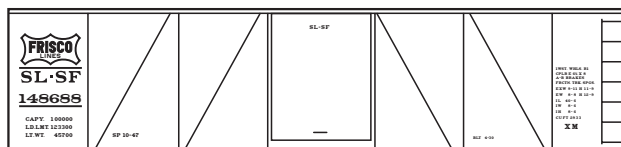


7956-02 Box Car, 34', Brown, c.1890s. White Lettering. LA 8'-3 x 35'. ★ HO-O

**ST. LOUIS & SAN FRANCISCO**

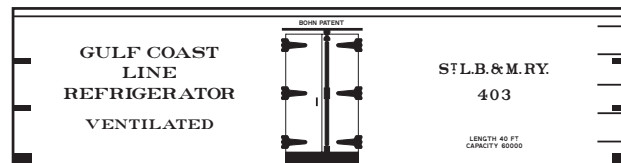


7962-01 Box Car, 40', Brown, c.1899. White and Black Lettering.  
LA 9'-6 x 41'. ★★★ N-HO-O

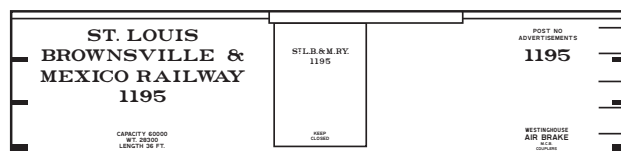


7962-02 Box Car, 40', Brown, c.1930. White Lettering. LA 9'-0 x 41'.  
★ HO-O

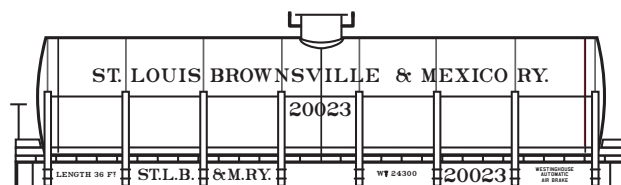
**ST. LOUIS, BROWNSVILLE & MEXICO**



7964-01 Ventilated Refrigerator Car, 32', Yellow Sides, c.1905. White and  
Black Lettering. LA 8'-3 x 34'. ★ N-HO-S-O

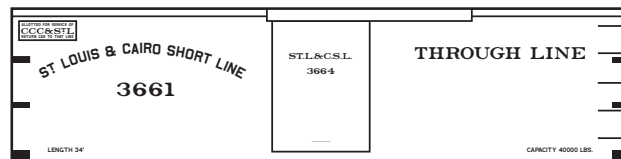


7964-02 Box Car, 36', Brown, c.1904. White Lettering. LA 8'-3 x 37'.  
★ N-HO-S-O



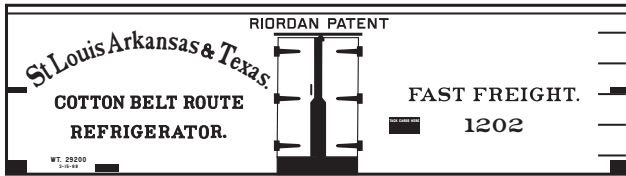
7964-03 Tank Car, 36', Black Car and Tank, c.1904. White Lettering.  
★ HO

**ST. LOUIS & CAIRO SHORT LINE**



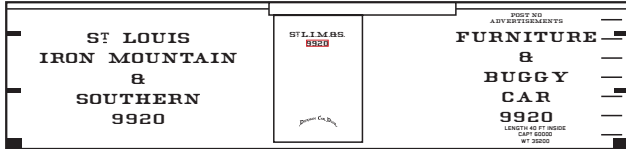
7968-01 Box Car, 34', Brown, Early 1890s. White and Black Lettering.  
LA 8'-3 x 35'. ★ HO-S-O

ST. LOUIS, ARKANSAS & TEXAS

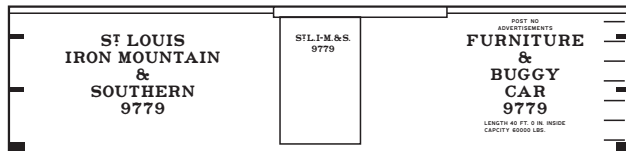


7973-01 Box Car, 30', Yellow or Gray Sides, Late 1880s. White and Black Lettering. LA 8'-0 x 31'. ★★ HO

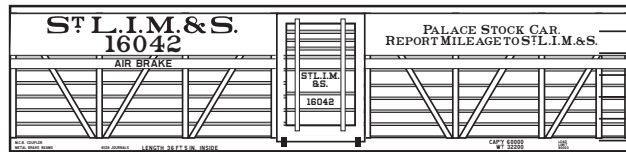
ST. LOUIS, IRON MOUNTAIN & SOUTHERN



7980-01 Box Car, 40', Brown, mid-1890s. White and Black Lettering. LA 9'-3 x 41'. ★★★ N-HO-S-O

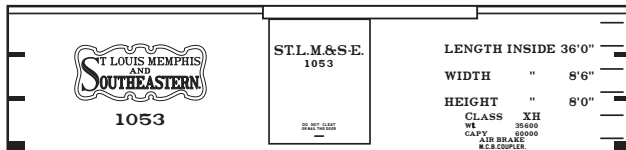


7980-02 Box Car, 40', Brown, c.1900. White Lettering. LA 9'-3 x 41'. ★ N-HO-S-O



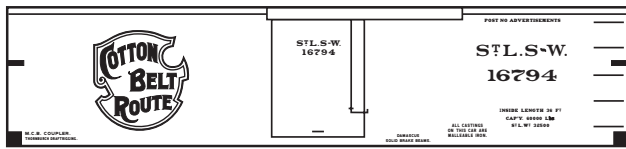
7980-03 Stock Car, 36', Brown, c.1901. White Lettering. LA 8'-0 x 36'. ★ HO-O

ST. LOUIS, MEMPHIS & SOUTH-EASTERN

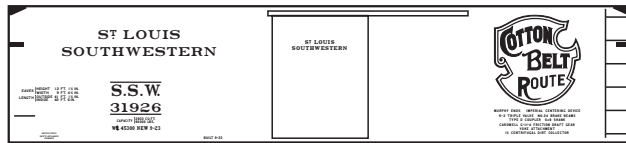


7983-01 Box Car, 34', Brown, c.1900. White Lettering. LA 8'-3 x 35'. ★★ HO-O

ST. LOUIS SOUTH-WESTERN

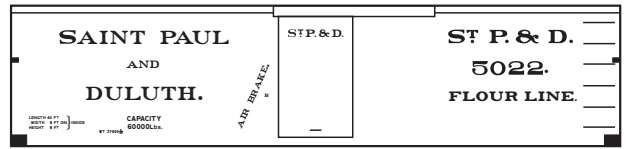


7986-01 Box Car, 36', Brown, c.1902. White Lettering. LA 7'-10 x 37'. ★★ N-HO-O



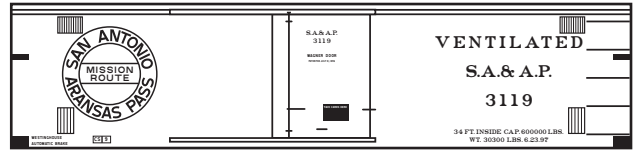
7986-02 Box Car, 40', Brown, c.1923. White Lettering. LA 8'-6 x 41'. ★★★ HO-O

ST. PAUL & DULUTH



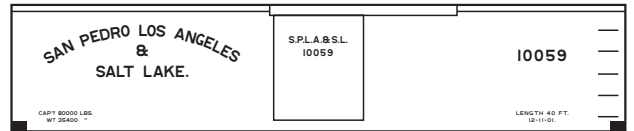
7988-01 Box Car, 40', Brown, c.1899. White Lettering. LA 9'-0 x 41'. ★★ N-HO-O

SAN ANTONIO & ARANSAS PASS



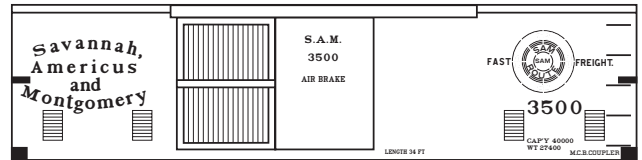
7994-01 Box Car, 34', Brown, c.1897. White Lettering. LA 7'-9 x 35'. ★ N-HO-S-O

SAN PEDRO, LOS ANGELES & SALT LAKE



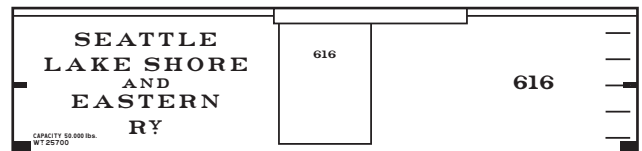
8020-01 Box Car, 40', Brown, c.1901. White Lettering. LA 8'-0 x 41'. ★ N-HO-O

SAVANNAH, AMERICUS & MONTGOMERY




8026-01 Ventilated Box Car, 34', Brown, mid-1890s. White Lettering. LA 8'-3 x 35'. ★★ N-HO-S-O

SEATTLE, LAKE SHORE & EASTERN

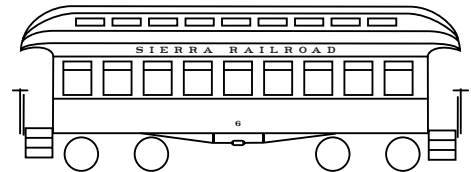


8065-01 Box Car, 34', Brown, c.1900. White, Lettering. LA 35'-0 x 7'.8. ★★ HO-O

SIERRA

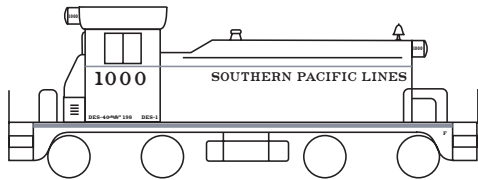


8092-01 Steam Locomotive, Black, 1937-On. White Lettering. ★ N-HO-O

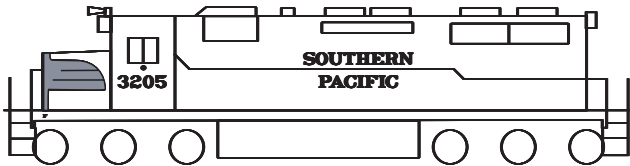


8092-02 Passenger Car, Green Sides, 1937-On. White Lettering. ★ N-HO-O

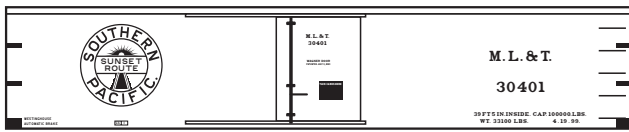
**SOUTHERN PACIFIC**



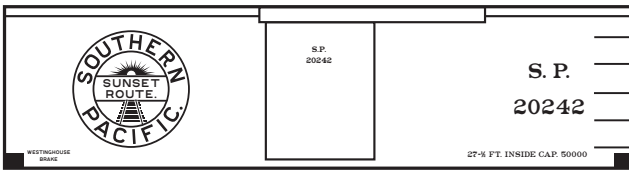
**8148-01** Diesel Switchers, Black, 1939-1944. White Lettering. ★ N-HO-S-O



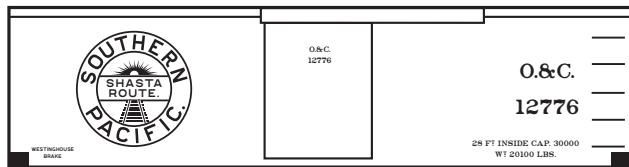
**8148-08** Diesel Locomotives, Gray and Red, 1971-on. Freight Cabs and Road Switchers. White Lettering. ★ N-HO



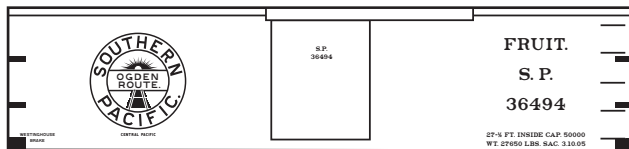
**8148-19** Box Car, 40', Brown, c.1899. White and Black Lettering. LA 7'-9 x 41'. ★★ N-HO-S-O



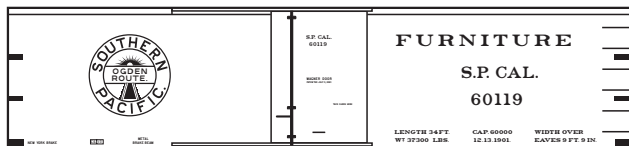
**8148-20** Box Car, 28', Brown, c.1886. White and Black Lettering. LA 7'-0 x 29'. ★ HO-S-O



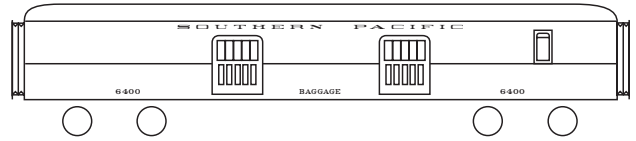
**8148-21** Box Car, 28', Brown, c.1890s. White and Black Lettering. LA 7'-0 x 28'. ★ HO-O



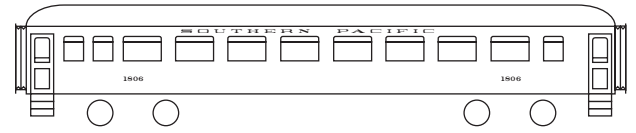
**8148-22** Ventilated Box Car, 34', Brown, 1890s. White and Black Lettering. LA 7'-6 x 35'. ★★ HO-O



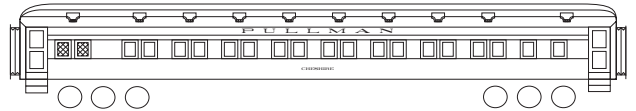
**8148-23** Box Car, 41', Brown, c.1901. White Lettering. LA 9'-0 x 42'. ★ HO-S-O



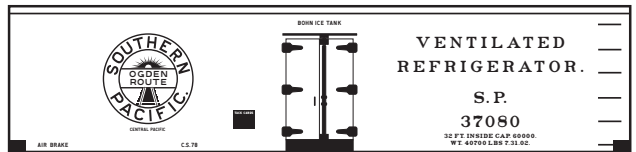
**8148-30** Baggage Car, Olive Green, c.1911. Gold Lettering. ★ N-HO-S-O




**8148-31** Passenger Car, Olive Green, c.1906. Gold Lettering. ★ N-HO-S-O



**8148-32** Passenger Car, Pullman Green, c.1910-On. Gold Lettering. ★ N-HO-S-O

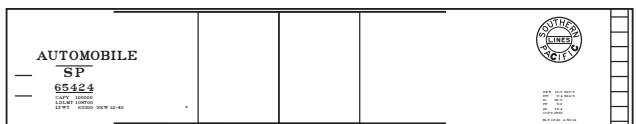


**8148-33** Refrigerator Car, 36', Yellow Sides, c.1902. Black Lettering. LA 8'-3 x 37'. ★★ N-HO-S-O

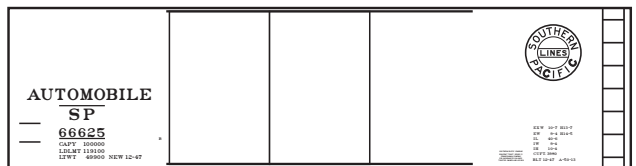


**8148-34** Box Car, 40', Brown, 1937-1946. White and Black Lettering. LA 10'-0 x 41'. ★★ N-TT-HO-S-O

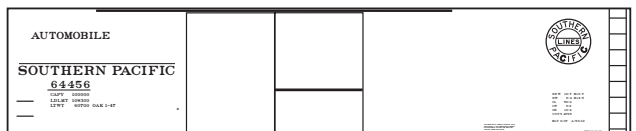
**8148-35** Box Car, 50', Brown, c.1941-mid 1950s. White and Black Lettering. LA 10'-6 x 51'. ★★ N-HO



**8148-36** Box Car, 50', Brown, mid 1930s-mid 1940s. ARA Steel Auto Car. A-50-12 & A-50-14. White and Black Lettering. LA 10'-6 x 51'. ★★ HO



**8148-37** Box Car, 40', Brown, mid-1930s to mid-1950s. ARA Steel Auto Car. White and Black Lettering. LA 10'-6 x 41'. ★ HO



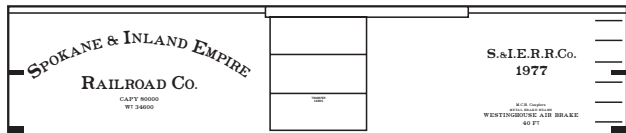
**8148-38** Box Car, 50', Brown, mid-1940s - mid-1950s. ARA Steel Auto Car. A-50-12, 14, 15. White and Black Lettering. LA 10'-6 x 51'-10. ★ HO-S-O






8148-39 Railway Post Office Car, Olive Green, c.1908. Gold Lettering.  
★ N-HO-S-O

**SPOKANE & INLAND EMPIRE**



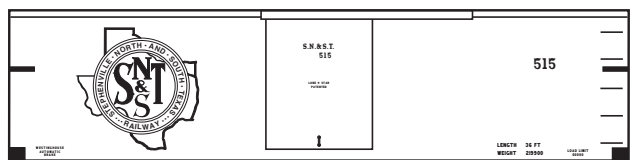
8153-01 Box Car, 40', Brown, c.1908. White Lettering. LA 8'-0 x 41'.  
★ N-HO-O

**SPOKANE, PORTLAND & SEATTLE**



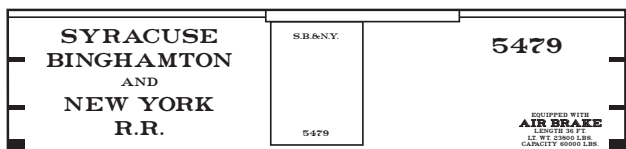
8155-01 Steam Locomotive, Black, pre-1946. White and Black Lettering.  
★ HO-O

**STEPHENVILLE, NORTH & SOUTH TEXAS**



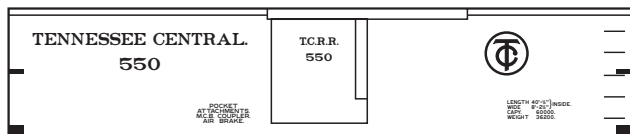
8168-01 Box Car, 36', Brown, c.1907. White Lettering. LA 8'-3 x 37'. ★ N-HO-O

**SYRACUSE, BINGHAMTON & NEW YORK**



8176-01 Box Car, 36', Brown, c.1880s. White Lettering. LA 8'-0 x 37'. ★ N-HO-O

**TENNESSEE CENTRAL**



8190-01 Box Car, 40', Brown, c.1902. White and Black Lettering. LA 8'-0 x 41'.  
★★ HO-O

**TEXAS & NEW ORLEANS**



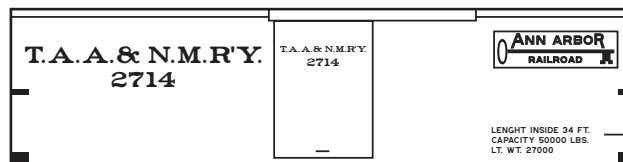
8200-01 Gondola, G-50-8, 40', Brown, c.1939. White, and Black Lettering. LA 5'-6 x 41'.  
★★ N-HO-S-O

**TEXAS CENTRAL**



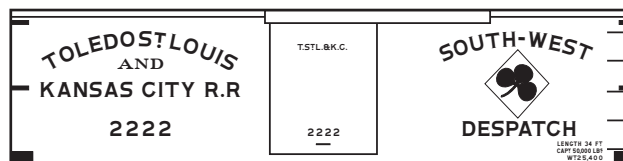
8208-01 Box Car, 36', Brown, c.1908. White Lettering. LA 8'-0 x 37'.  
★ N-HO-O

**TOLEDO, ANN ARBOR & NORTHERN MICHIGAN**



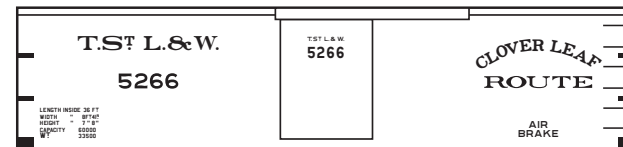
8227-01 Box Car, 34', Brown, c.1890s. White, Black and Gold Lettering. LA 8'-3 x 35'.  
★★ HO

**TOLEDO, ST. LOUIS & KANSAS CITY**



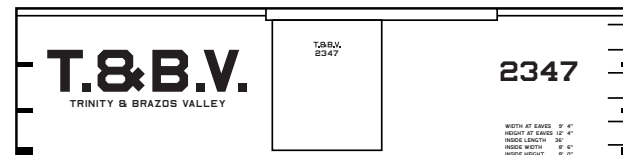
8231-01 Box Car, 34', Brown, c.1890s. White, and Green Lettering. LA 8'-3 x 35'.  
★★ N-HO-O

**TOLEDO, ST. LOUIS & WESTERN**



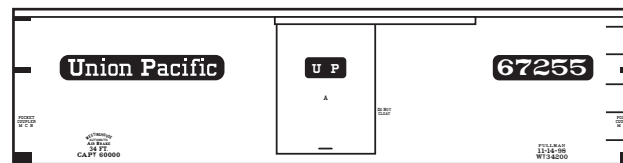
8232-01 Box Car, 36', Brown, c.1900. White Lettering. LA 8'-0 x 37'. ★★ HO-O

**TRINITY & BRAZOS VALLEY**



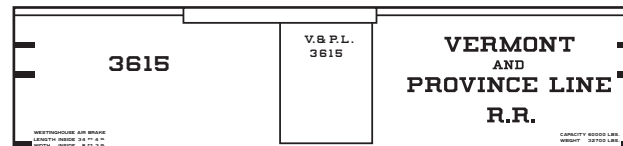
8248-01 Box Car, 36', Brown, c.1909. White Lettering. LA 8'-6 x 37'.  
★ N-HO-S-O

**UNION PACIFIC**



8260-01 Box Car, 34', Brown, c.1890s. White and Black Lettering. LA 8'-3 x 35'.  
★★ N-HO-S-O

**VERMONT & PROVINCE LINE**



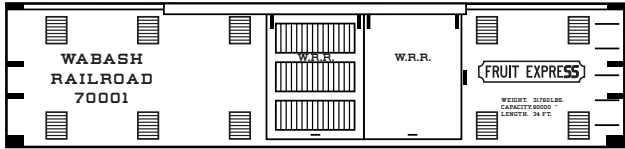
8290-01 Box Car, 34', Brown, c.1900. White, Lettering. LA 35'-0 x 7'.8.  
★★ HO-O

**VIRGINIA & TRUCKEE**

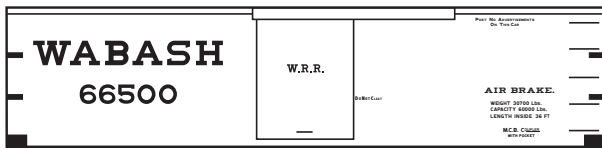


8315-01 Box Car, 33', Brown, c.1933. White Lettering. LA 8'-3 x 34'.  
★ HO-O

**WABASH**

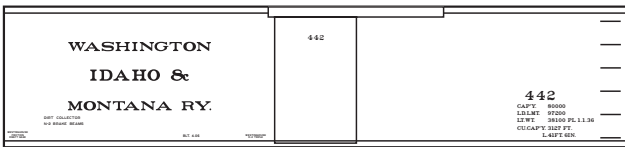


8326-01 Ventilated Box Car, 34', Yellow Sides, c.1898. White and Black Lettering. LA 7'-9 x 35'.  
★ HO-S-O



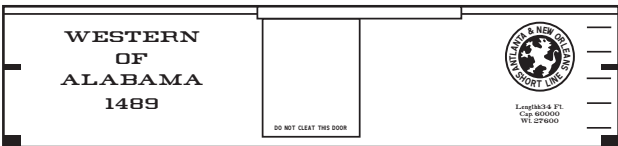
8326-03 Box Car, 36', Brown, c.1900. White Lettering. LA 8'-0 x 37'.  
★★ N-HO-O

**WASHINGTON, IDAHO & MONTANA**



8335-01 Box Car, 42', Brown, c.1930s. White Lettering. LA 9'-0 x 42'-6'.  
★ N-HO-O

**WESTERN RAILWAY OF ALABAMA**




8368-01 Box Car, 34', Brown, c.1890. White and Black Lettering. LA 7'-6 x 35'.  
★★ HO-S-O

**WESTERN PACIFIC**



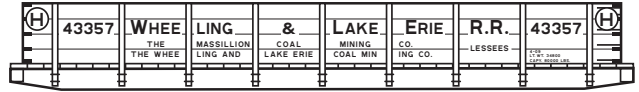
8370-01 Box Car, 40', Brown, c.1950s. Yellow Lettering. LA 9'-3 x 40'.  
★★ N-HO-S-O

**WEST INDIA FRUIT & STEAMSHIP COMPANY**




8372-01 Box Car, 40', Brown, c.1952-1962. White Lettering. LA 10'-2 x 41'-2'.  
★ N-HO-S-O

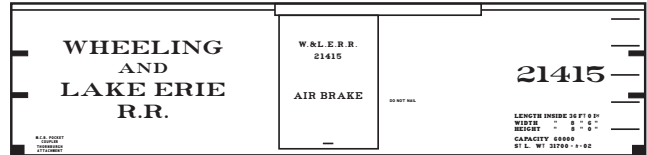
**WHEELING & LAKE ERIE**



8376-01 Gondola, 37', Black, c.1909. White Lettering. LA 5'-3 x 36'.  
★ HO-O



8376-02 Tank Car, 30', Brown Car with Black Tank, c.1888. White and Black Lettering.  
★★ HO-C



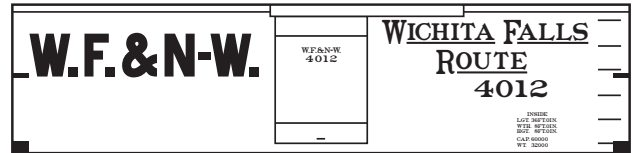
8376-03 Box Car, 36', Brown, c.1902. White Lettering. LA 9'-6 x 37'.  
★ N-HO-O

**WICHITA FALLS & NORTH-WESTERN**



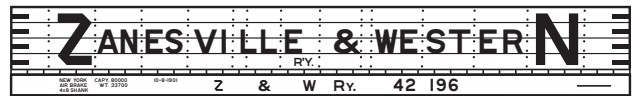
8377-01 Box Car, 40', Yellow Sides, c.1910. White and Black Lettering. LA 8'-6 x 41'.  
★★ HO-O

**WICHITA FALLS & NORTH-WESTERN**



8377-02 Box Car, 36', Brown, c.1910. White Lettering. LA 8'-6 x 37'.  
★★★ HO-O

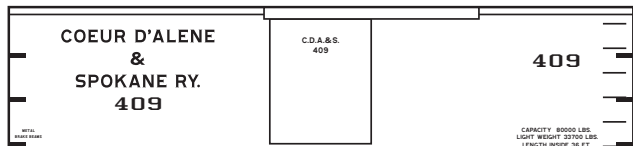
**ZANESVILLE & WESTERN**



8396-01 Gondola, 38', Brown, c.1901. White Lettering. LA 5'-6 x 38'. ★ HO

**ELECTRIC LINES**

**COEUR D'ALENE & SPOKANE**



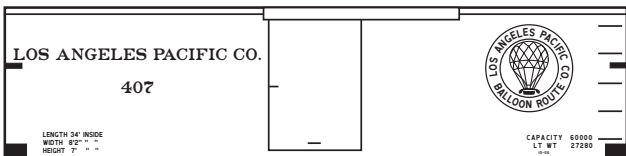
7248-01 Box Car, 36', Brown, c.1904. White Lettering. LA 8'-3 x 37'.  
★ N-HO-S-O

**FORT DODGE, DES MOINES & SOUTHERN**



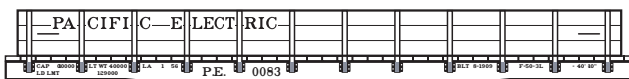
7404-01 Box Car, 36', Brown, c.1914. White and Black Lettering. LA 8'-6 x 37'. ★★ N-HO-O

**LOS ANGELES PACIFIC**



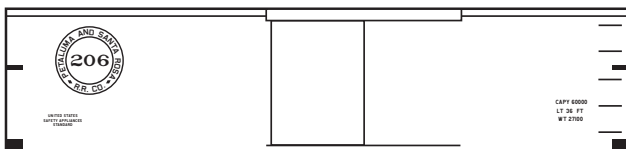
8668-01 Box Car, 34', Brown, c.1906. White and Yellow Lettering. LA 8'-3 x 35'. ★★ N-HO-O

**PACIFIC ELECTRIC**

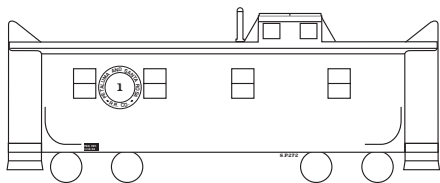


8710-01 Gondola /Flat Car, 40', Brown, c.1956. White Lettering. LA 40'-10 x 1'.10. ★ N-HO-S-O

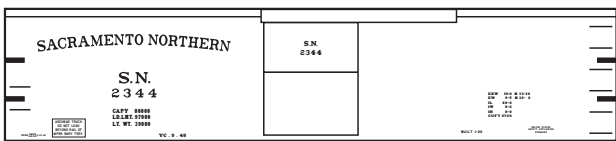
**PETALUMA & SANTA ROSA**



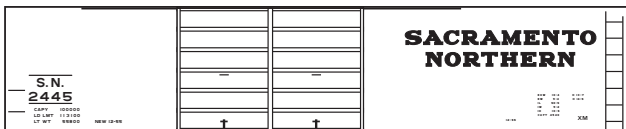
8712-01 Box Car, 36', Brown, 1907-1950S. White Lettering. LA 8'-0 x 37'. ★ N-HO-S-O



8712-02 Caboose, 32', Brown, c.1934. White and Black Lettering. LA 8'-2 x 32'. ★ HO-S-O-G

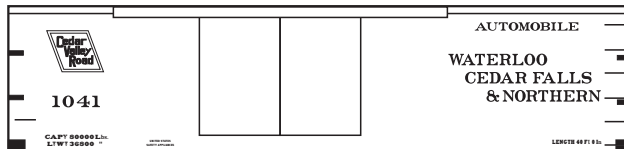


8725-02 Box Car, 40', Brown, c.1920-on. White Lettering. LA 8'-3 x 41'. ★ N-HO-S-O-G



8725-03 Box Car, 50', Brown, c.1955-On. Yellow Lettering. LA 10'-6 x 51'-10. ★ N-HO-S-O-G

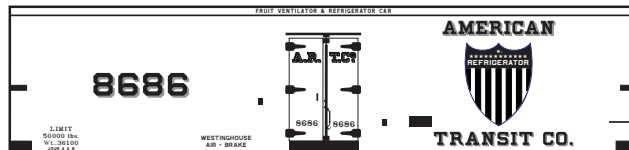
**WATERLOO, CEDAR FALLS & NORTHERN**



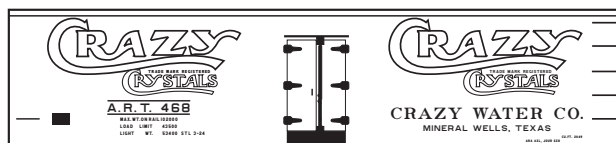
8785-01 Box Car, 40', Brown, c.1916-1924. White and Black Lettering. LA 9'-0 x 1". ★★ N-HO-O

**PRIVATE OWNERS**

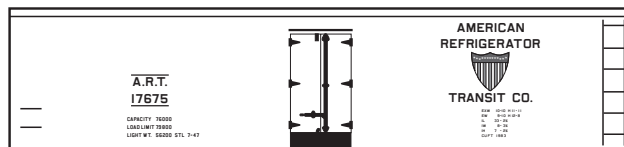
**AMERICAN REFRIGERATOR TRANSIT**



8818-01 Refrigerator Car, 36', Yellow Sides, c.1890s. White, Black, Red and Blue Lettering. LA 8'-3 x 37'. ★★ N-HO-S-O

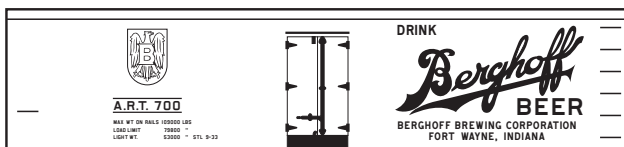


8818-02 Refrigerator Car, 40', Yellow Sides, c.1930s. White, Black, Red and Blue Lettering. LA 8'-9 x 41'. ★★ N-HO-S-O



8818-03 Refrigerator Car, 40', Yellow Sides, Wood Sheathed. 1930-1950. White, Black, Red and Blue Lettering. LA 8'-9 x 41'. ★★ N-HO-S-O

8818-04 Refrigerator Car, 40', Yellow Sides, Steel Sheathed. 1936-1950. White, Black, Red and Blue Lettering. LA 8'-9 x 41'. ★★ N-HO-S-O



8818-05 Refrigerator Car, 40', Yellow Sides, c.1933. White, Black and Red, Lettering. LA 8'-6 x 41'. ★★ N-HO-S-O



8818-06 Refrigerator Car, 40', Yellow Sides, Wood Sheathed, c.1950s. White, Black, Red and Blue Lettering. LA 8'-6 x 41'. ★★ N-HO

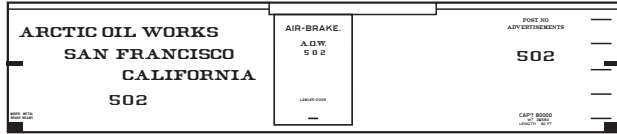
8818-07 Refrigerator Car, 40', Yellow Sides, Steel, c.1950s. White, Black, Red and Blue Lettering. LA 8'-6 x 41'. ★★ N-HO-O

**ARBUCKLES' ARIOSA DESPATCH**



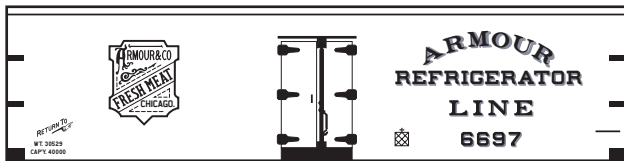
8826-01 Box Car, 36', Brown, c.1900. White, Black, Red and Yellow Lettering. LA 8'-3 x 37'. ★★★★★ N-HO-O

**ARCTIC OIL WORKS**

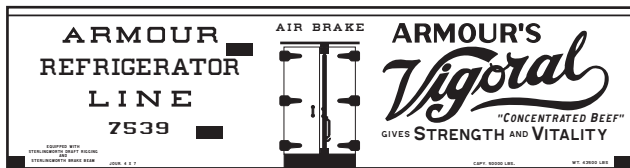


8828-01 Box Car, 40', Brown, c.1890s. White Lettering. LA 8'-6 x 41'. ★ N-HO-S-O

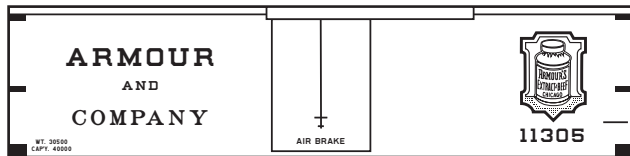
**ARMOUR REFRIGERATOR LINE**




8830-01 Refrigerator Car, 34', Yellow Sides, c.1880s. White and Black Lettering. LA 8'-3 x 35'. ★★ HO-S-O



8830-02 Refrigerator Car, 34', Yellow Sides, Mid-1890s. Black and Red Lettering. LA 8'-6 x 35'. ★★★★★ N-HO-O



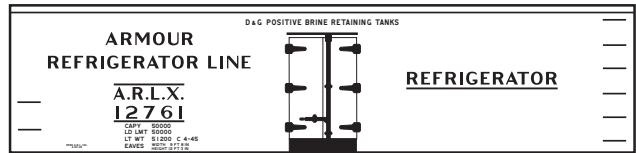
8830-03 Box Car, 34', Red, c.1890s. White, Black and Yellow Lettering. LA 8'-0 x 35'. ★★ N-HO-O



8830-04 Refrigerator Car, 36', Yellow Sides, c.1890s. White and Black Lettering. LA 8'-3 x 37'. ★★ HO



8830-05 Refrigerator Car, 36', Yellow Sides, mid 1930s-mid 1950s. White, Black and Red Lettering. LA 8'-4 x 37'. ★★ HO-S-O




8830-06 Refrigerator Car, 36', Yellow Sides, 1930s-late 1940s. White and Black Lettering. LA 8'-6 x 37'. ★★ HO

**BARRE GRANITE TRANSIT COMPANY**



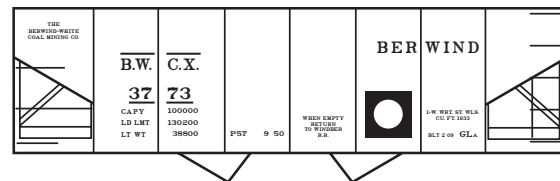
8840-01 Flat Car, 36', Gray, c.1905. Black Lettering. LA 1'-2 x 36'. ★ N-HO-S-O

**BERGNER & ENGEL BREWING COMPANY**



8848-01 Box Car, 34', Yellow Sides, c.1880s. White, Black and Red Lettering. LA 8'-6 x 35'. ★★★★★ N-HO-S-O

**BERWIND-WHITE COAL MINING COMPANY**



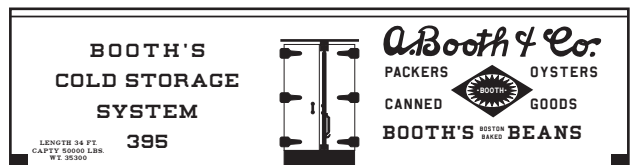
8850-01 Hopper Car, 30', Brown c.1909-1950s. White Lettering. LA 8'-5 x 30'. ★ N-HO-S-O

**BOOMER COAL & COKE COMPANY**



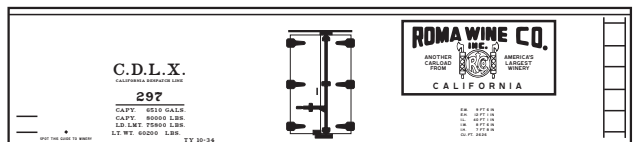
8856-01 Gondola, 40', Black, c.1907. White Lettering. LA 4'-6 x 40'. ★ HO-O

**A. BOOTH & COMPANY**



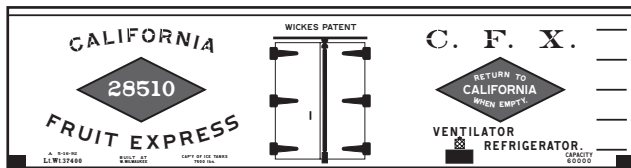
8858-01 Refrigerator Car, 34', Orange Sides, c.1901. White, Black and Yellow Lettering. LA 8'-6 x 35'. ★★★★★ N-HO-O

**CALIFORNIA DESPATCH LINE**



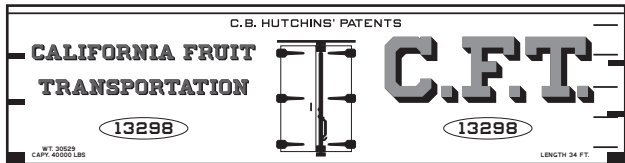
8872-01 Refrigerator Car, 40', Yellow Sides, c.1930s. White, Black and Green Lettering. LA 8'-8 x 41'. ★★★★★ N-HO-S-O

**CALIFORNIA FRUIT EXPRESS**



8875-01 Refrigerator Car, 34', Yellow Sides, c.1892. White, Black and Red Lettering. LA 8'-6 x 35'. ★★★ N-HO-O

**CALIFORNIA FRUIT TRANSPORTATION**



8878-01 Refrigerator Car, 34', Yellow Sides, c.1890s. White Black and Red Lettering. LA 8'-6 x 35'. ★★★ N-HO-S-O

**CARSTENS REFRIGERATOR LINE**



8883-01 Refrigerator Car, 34', Brown, c.1911. White, Black and Yellow Lettering. LA 9'-0 x 34'. ★★★★★ N

**CHARTIERS VALLEY BREWING COMPANY**



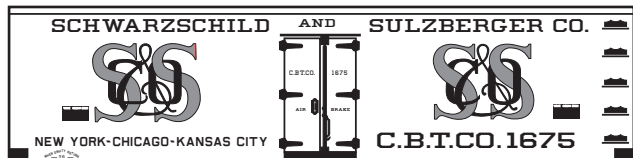
8885-01 Refrigerator Car, 34', Yellow Sides, c.1890s. Black, Red and Green Lettering. LA 8'-9 x 35'. ★★★ N-HO-S-O

**CINCINNATI REFRIGERATOR EXPRESS**

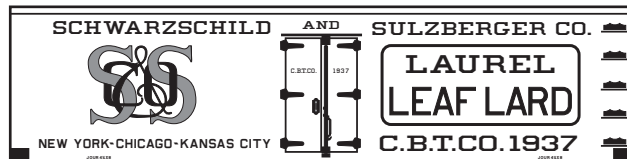


8890-01 Box Car, 36', White Sides, c.1916. White, Black and Red Lettering. LA 8'-3 x 37'. ★★ N-HO-O

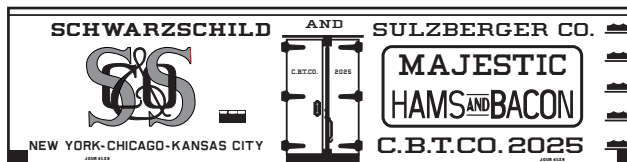
**COLD BLAST TRANSIT COMPANY**



8892-01 Refrigerator Car, 34', White Sides, c.1902. White, Black and Red Lettering. LA 8'-3 x 35'. ★★★ N-HO-O

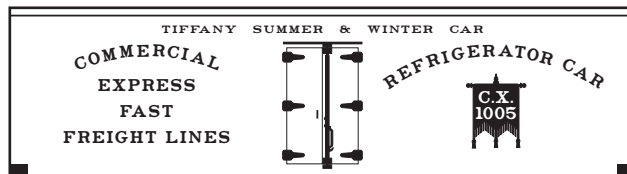


8892-02 Refrigerator Car, 34', White Sides, c.1903. White, Black and Red Lettering. LA 8'-3 x 35'. ★★★ N-HO-O



8892-03 Refrigerator Car, 34', White Sides, c.1904. White, Black and Red Lettering. LA 8'-3 x 35'. ★★★ N-HO-O

**COMMERCIAL EXPRESS**



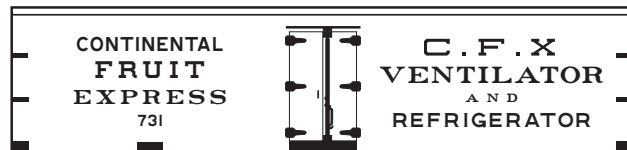
8896-01 Refrigerator Car, 34', White, c.1883. White, Black and Red, Lettering. LA 9'-0 x 35'. ★★★ N-HO-O

**COMMODITIES CAR COMPANY**



8898-01 Refrigerator Car, 40', Lavender Sides, c.1940s-1960s. White and Black, Lettering. LA 8'-3 X 41'. ★★★ N-HO-S-O

**CONTINENTAL FRUIT EXPRESS**

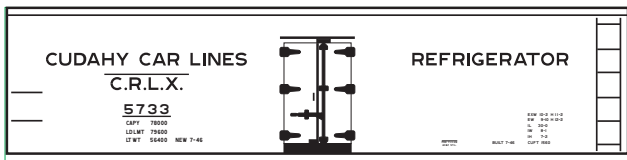


8900-01 Refrigerator Car, 34', Yellow Sides, c.1899. White and Black Lettering. LA 8'-3 x 35'. ★★ HO

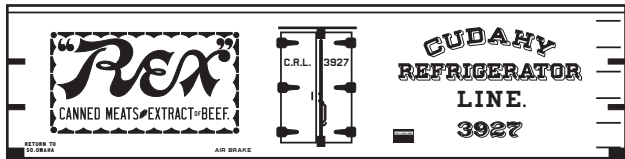


8900-02 Refrigerator Car, 36', Yellow Sides, c.1894. White, Black and Red Lettering. LA 8'-4 x 37'. ★★★ N-HO-O

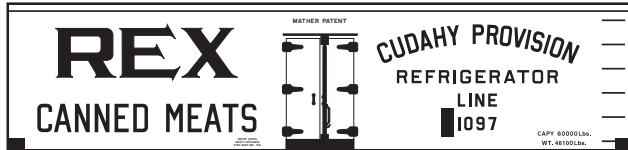
**CUDAHY CAR LINES**



8916-01 Refrigerator Car, 36', Yellow Sides, 1930s-1960s. White and Black Lettering. LA 8'-3 x 37'. ★ HO-O

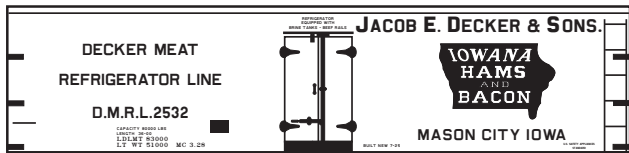


8916-02 Refrigerator Car, 34', Brown, c.1900. White and Red Lettering. LA 8'-3 x 35'. ★★★ N-HO-O



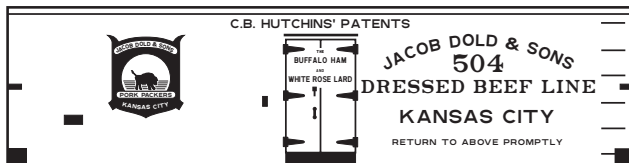
8916-03 Refrigerator Car, 36', Yellow Sides, c.1912. White and Black Lettering. LA 8'-3 x 37'. ★★★ N-HO-O

DECKER MEAT REFRIGERATOR LINE




8922-01 Refrigerator Car, 36', Yellow Sides, c.1925. White and Black Lettering. LA 8'-3 x 37'. ★★★ N-HO-S-O

JACOB DOLD & SONS



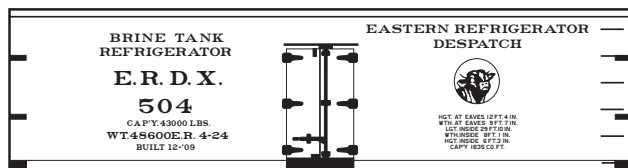
8925-01 Refrigerator Car, 34', Yellow Sides, c.1890. White and Black Lettering. LA 8'-6 x 35'. ★★ N-HO-O

P. DUFF & SONS

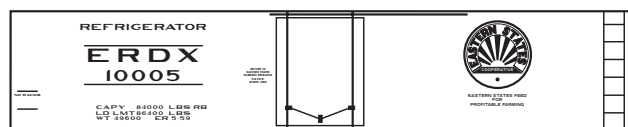


8926-01 Tank Car, 37', Orange Car and Tank c.1904. Black Lettering. ★ HO

EASTERN REFRIGERATOR DESPATCH

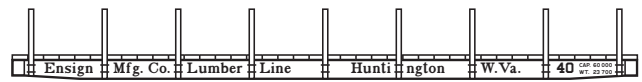


8930-01 Refrigerator Car, 36', Red, c.1924. White and Black Lettering. LA 9'-2 x 37'. ★★ HO



8930-02 Insulated Box Car, 40', Dark Green, 1950s-1960s. White Lettering. LA 8'-4 x 42'. ★★ N-TT-HO-S-O

ENSIGN MANUFACTURING COMPANY



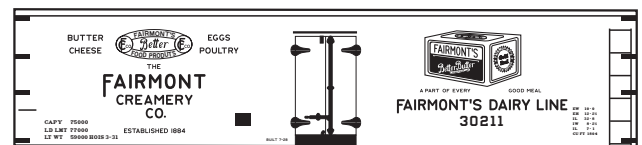
8950-01 Flat Car, 40', Brown, c.1890. White Lettering. LA 1'-2 x 40'. ★ N-HO-S-O

EVANSVILLE PACKING COMPANY



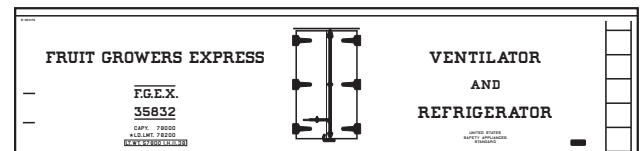
8958-01 Refrigerator Car, 36', Yellow Sides, c.1908. White and Black Lettering. LA 8'-6 x 37'. ★★★★★ N-HO-S-O

FAIRMONT'S DAIRY LINE

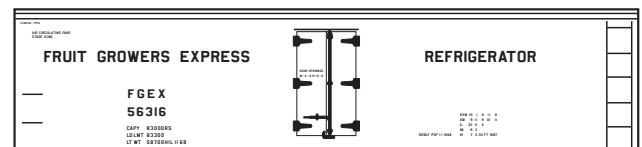


8964-01 Box Car, 40', Yellow Sides, c.1928. White, Black and Yellow Lettering. LA 8'-6 x 41'. ★★ N-HO-S-O

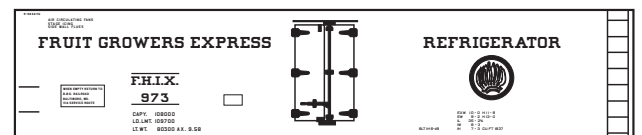
FRUIT GROWERS EXPRESS



8972-03 Refrigerator Car, 40', Yellow Sides, c.1920-1959. White and Black Lettering. LA 9'-2 x 41'. ★★ N-HO-S-O

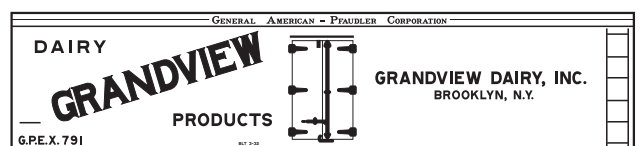


8972-04 Refrigerator Car, 40', Yellow Sides, c.1960s-1970s. White and Black Lettering. LA 9'-4" x 41'. ★ N-HO-S-O



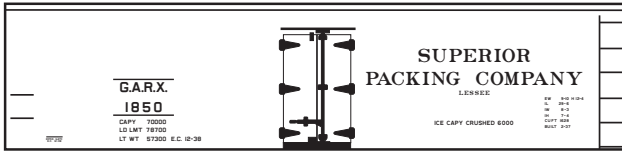
8972-05 Refrigerator Car, 40', Yellow Sides, c.1949-1959. White and Black Lettering. LA 8'-9 x 41'-11. ★★ N-HO-S-O

GENERAL AMERICAN - PFAUDLER CORPORATION

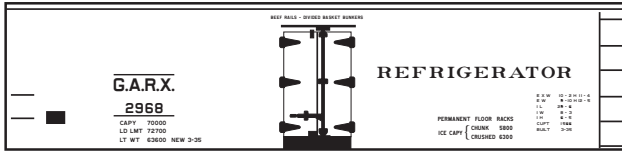


8978-01 Express Refrigerator Car, 42', Green, c.1932. White and Yellow Lettering. LA 8'-6 x 44'. ★★ N-HO-S-O

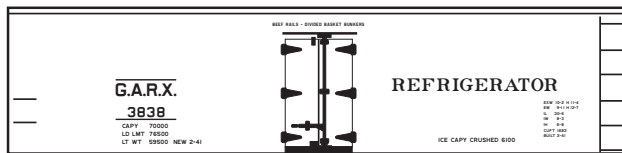
**GENERAL AMERICAN REFRIGERATOR**



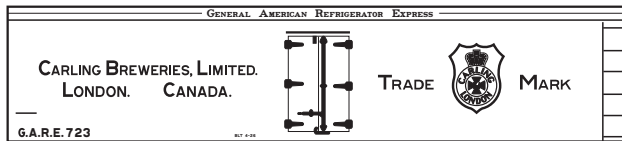
**8980-01** Refrigerator Car, 36', Yellow Sides, 1930s-1960s. White and Black Lettering. LA 8'-3 x 37'. ★ N-HO-S-O




**8980-02** Refrigerator Car, 36', Yellow Sides, 1930s-1960s. White and Black Lettering. LA 8'-3 x 37'. ★ HO



**8980-03** Refrigerator Car, 36', Yellow Sides, 1930s-1960s. White and Black Lettering. LA 8'-3 x 37'. ★ HO

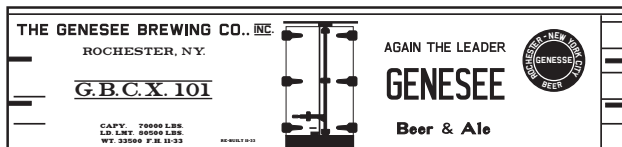


**8980-04** Express Refrigerator Car, 40', Green, c.1933. White Lettering. LA 8'-0 x 41'. ★★ N-HO-S-O



**8980-05** Box Car, 36', White Sides, c.1926. White, Black and Red Lettering. LA 8'-3 x 37'. ★★★ N-HO-O

**GENESEE BREWING COMPANY**



**8984-01** Refrigerator Car, 36', Yellow Sides, c.1933. White, Black and Red Lettering. LA 8'-0 x 37'. ★★★ N-HO-S-O

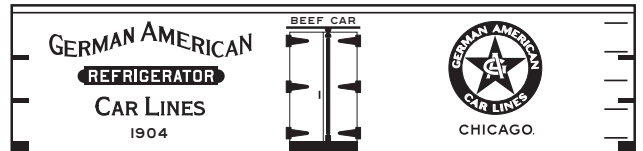
**GERMAN AMERICAN CAR LINE**



**8989-01** Box Car, 34', Yellow Sides, c.1900. White, Black and Red Lettering. LA 8'-6 x 35'. ★★★ N-HO-S-O

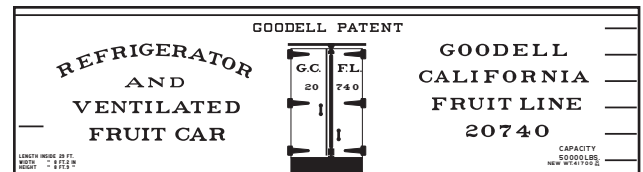


**8989-02** Tank Refrigerator Car, 36', Yellow Sides, c.1900. White, Black and Red Lettering. LA 9'-0 x 37'. ★★★ HO



**8989-03** Refrigerator Car, 36', Yellow Sides, Late 1890s. White, Black and Red Lettering. LA 8'-4 x 37'. ★★★ N-HO-S-O

**GOODELL CALIFORNIA FRUIT LINE**



**8995-01** Refrigerator Car, 34', Yellow Sides, c.1892. Black Lettering. LA 8'-10 x 35'. ★★ HO-O

**GEORGE H. HAMMOND & COMPANY**



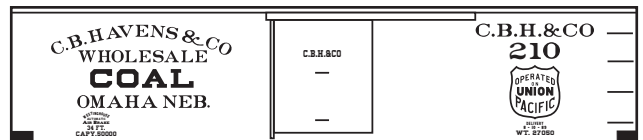
**9012-01** Refrigerator Car, 32', Yellow Sides, c.1889. White, Black and Red Lettering. LA 8'-6 x 33'. ★★★ HO-O

**HASTINGS EXPRESS COMPANY**



**9020-01** Box Car, 40', Yellow Sides, c.1900. White and Black Lettering. LA 8'-9 x 41'. ★★ N-HO-S-O

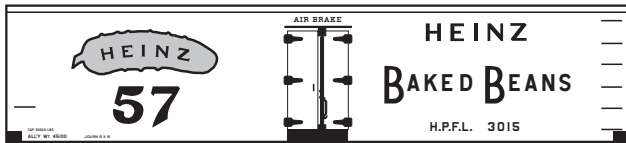
**C.B. HAVENS & COMPANY**




**9025-01** Box Car, 34', Brown, c.1889. White Lettering. LA 7'-2 x 35'. ★★ NHO-O



H.J. HEINZ COMPANY




9050-01 Refrigerator Car, 40', Yellow Sides, c.1916. White, Black, Red and Green Lettering. LA 8'-6 x 41'. ★★★ N-HO



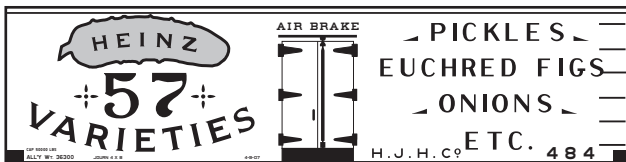
9050-02 Refrigerator Car, 34', Yellow Sides, c.1911. White, Black and Red Lettering. LA 8'-0 x 35'. ★★★ N-HO-O




9050-03 Refrigerator Car, 34', Brown, c.1895. White, Red and Green Lettering. LA 8'-3 x 35'. ★★★ N-HO-S-O



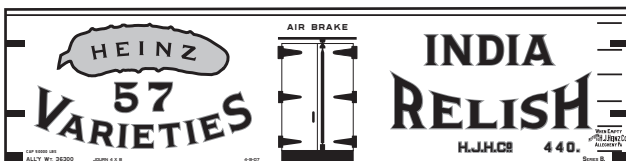
9050-04 Refrigerator Car, 34', Yellow Sides, c.1900. White, Black, Red and Green Lettering. LA 8'-3 x 35'. ★★★ N-HO



9050-05 Refrigerator Car, 34', Yellow Sides, c.1905. White, Black, Red and Green Lettering. LA 8'-3 x 35'. ★★★ N-HO



9050-14 Refrigerator Car, 34', Egg Shell Sides, c.1894. White, Black, Gold, Red and Green Lettering. LA 8'-3 x 35'. ★★★★★ N-S-O




9050-21 Refrigerator Car, 34', Yellow Sides, c.1907. White, Black, Red and Green Lettering. LA 8'-3 x 35'. ★★★ N-HO-S-O



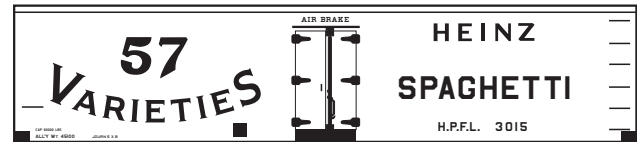
9050-22 Refrigerator Car, 34', Yellow Sides, c.1907. White, Black, Red and Green Lettering. LA 8'-3 x 35'. ★★★ N-HO



9050-23 Refrigerator Car, 34', Brown 1890s. White, Red and Green Lettering. LA 8'-3 x 35'. ★★★ N-HO-S-O

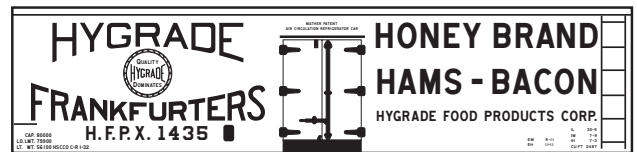


9050-24 Refrigerator Car, 34', Yellow Sides, c.1907. White, Black, Red and Green Lettering. LA 8'-3 x 35'. ★★★ N-HO-S-O



9050-25 Refrigerator Car, 40', Yellow Sides, c.1916. White, Black and Red Lettering. LA 8'-6 x 41'. ★★★ N-HO-O

HYGRADE FOOD PRODUCTS



9062-01 Refrigerator Car, 36', Yellow Sides, c.1932. White, Black and Red Lettering. LA 8'-3 x 37'. ★★★ N-HO-S-O

KANSAS CITY DRESSED BEEF LINE




9066-01 Refrigerator Car, 34', Yellow Sides, c.1897. White, Black and Blue Lettering. LA 8'-0 x 35'. ★★ N-HO-O



9066-02 Box Car, 36', Yellow Sides, Late 1890s. White, Black and Blue Lettering. LA 7'-9 x 37'. ★★★ N-HO-O

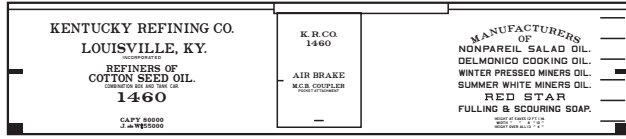


KANSAS CITY PACKING COMPANY



9068-01 Refrigerator Car, 36', Yellow Sides, c.1889. Black, Red and Yellow Lettering. LA 8'-3 x 37'. ★★★ N-HO-O

KENTUCKY REFINING COMPANY



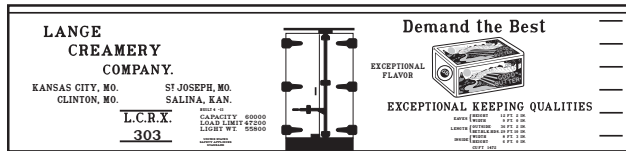
9073-01 Box Car, 40', Brown, , c.1902. White Lettering. LA 8'-3 x 41'. ★★★ HO-O

KLASING CAR BRAKE COMPANY



9090-01 Box Car, 40', Brown c.1927. White Lettering. LA 9'-6 x 41'. ★★★ N-HO-O

LANGE CREAMERY COMPANY



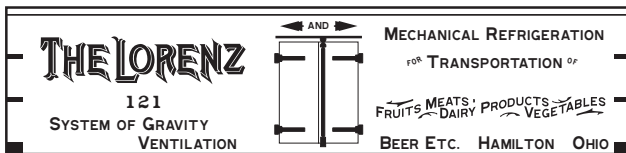
9091-01 Refrigerator Car, 36', Yellow Sides, c.1913. White, Black, Yellow and Green Lettering. LA 8'-3 x 37'. ★★★ N-HO-S-O

LONE STAR BREWING COMPANY



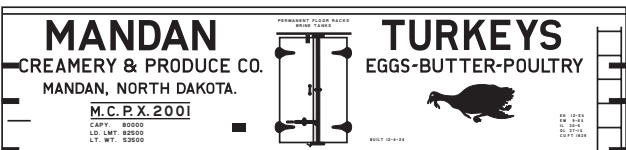
9100-01 Refrigerator Car, 36', Yellow Sides, c.1913. White, Black, Gold and Red Lettering. LA 8'-3 x 37'. ★★★ HO-S-O

THE LORENZ



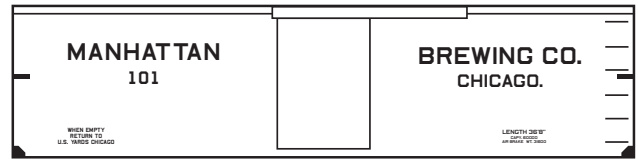
9102-01 Box Car, 36', Yellow, c.1896. Black and Red Lettering. LA 8'-3 x 37'. ★★ N-HO

MANDAN CREAMERY & PRODUCE COMPANY



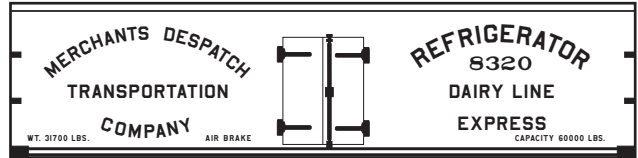
9110-01 Refrigerator Car, 36', Yellow Sides, c.1934. White, Black and Red Lettering. LA 8'-3 x 37'. ★★★ N-HO-S-O

MANHATTAN BREWING COMPANY

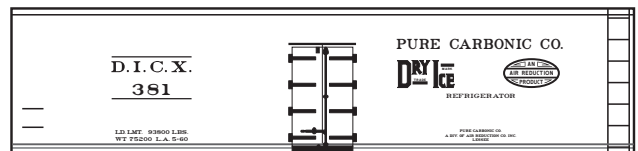


9112-01 Box Car, 36', Brown, c.1918. White Lettering. LA 8'-6 x 37'. ★ N-HO-S-O

MERCHANTS DESPATCH TRANSPORTATION COMPANY

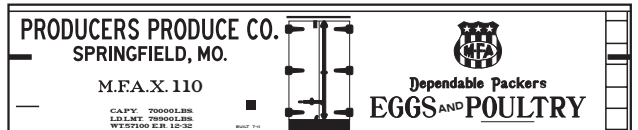


9124-01 Refrigerator Car, 34', White Sides, c.1900. Black, Red and Blue Lettering. LA 8'-3 x 35'. ★★★ HO-S-O



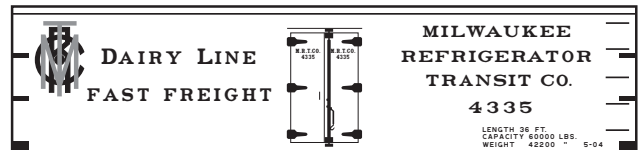
9124-02 Box Car, 40', White Sides, 1950s-1960s. White, Black, Red and Blue Lettering. LA 9'-6 x 41'. ★★★ HO-O

MID-CONTINENT FARMERS ASSOCIATION



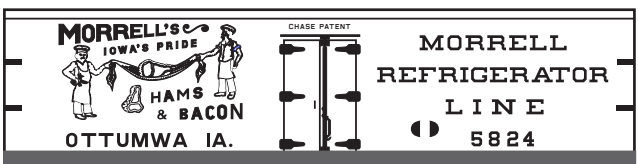
9126-01 Refrigerator Car, 40', Yellow Sides, c.1933. White, Black, Red and Blue Lettering. LA 8'-0 x 41'. ★★★ HO-O

MILWAUKEE REFRIGERATOR TRANSIT COMPANY



9130-01 Refrigerator Car, 36', Gray c.1904. Black and Red Lettering. LA 8'-3 x 37'. ★★★ N-HO-O

MORRELL REFRIGERATOR LINE

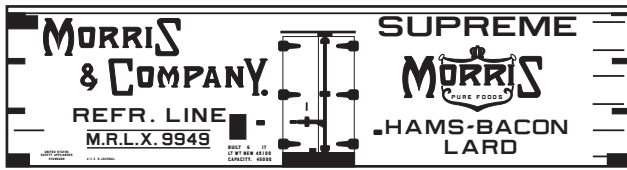


9148-01 Refrigerator Car, 34', Yellow Sides, c.1890s. White, Black, Red and Blue Lettering. LA 8'-3 x 35'. ★★★ N-HO-O




9148-02 Refrigerator Car, 36', Yellow Sides and Ends, c.1890s. White and Black Lettering. LA 8'-0 x 37'. ★★★ N-HO-O

MORRIS & COMPANY REFRIGERATOR LINE




9152-01 Refrigerator Car, 34', White Sides, c.1917. White and Black Lettering. LA 8'-6 x 35'. ★★★ N-HO-O



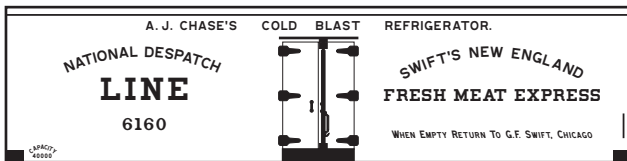
9152-02 Refrigerator Car, 34', Yellow Sides, c.1915. White and Black Lettering. LA 8'-3 x 35'. ★★★ HO-O

NATIONAL CAR COMPANY

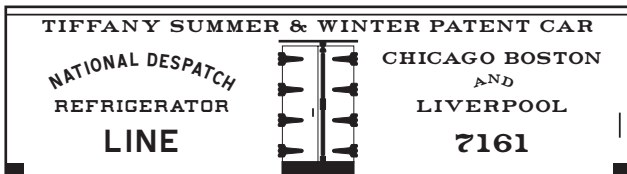


9166-02 Box Car, 34', Gray or Yellow Sides, c.1905. White and Black Lettering. LA 8'-0 x 35'. ★★ HO

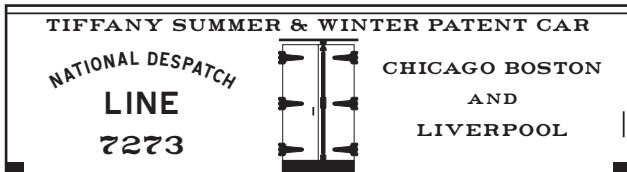
NATIONAL DESPATCH LINE



9170-01 Refrigerator Car, 34', White, c.1897. Black Lettering. LA 8'-0 x 35'. ★★ N-HO

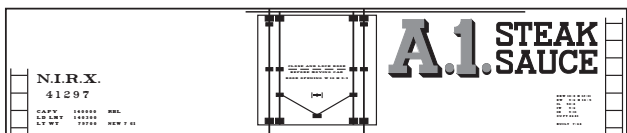


9170-02 Refrigerator Car, 34', White, Yellow or Gray Sides, c.1884. Black Lettering. LA 9'-0 x 35'. ★★ HO



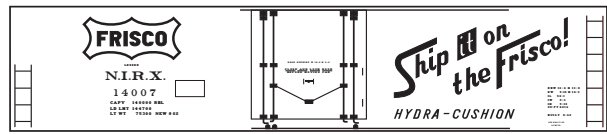
9170-03 Refrigerator Car, 34', White, Yellow or Gray Sides, c.1884. Black and Red Lettering. LA 9'-0 x 35'. ★★ HO

NORTH AMERICAN CAR CORPORATION



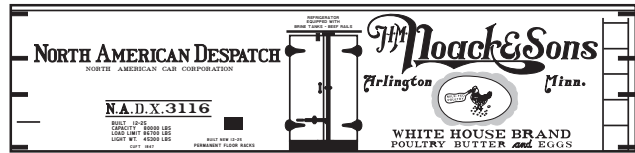
9178-01 Refrigerator Car, 50', Silver, 1950s-1970s. Black and Red Lettering. LA 11'-0 x 52'. ★★ N-HO-S-O

RAILROAD OR PRIVATE OWNER

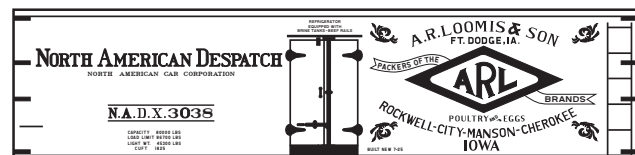


9178-02 Refrigerator Car, 50', Yellow, 1960s-1970s. Black Lettering. LA 11' x 52'. ★★ N-HO-S-O


NORTH AMERICAN DESPATCH



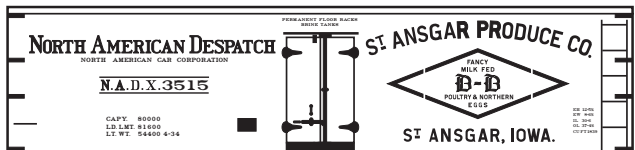
9180-01 Refrigerator Car, 36', Yellow Sides, c.1925. White, Black and Yellow Lettering. LA 8'-3 x 37'. ★★★ N-HO-O



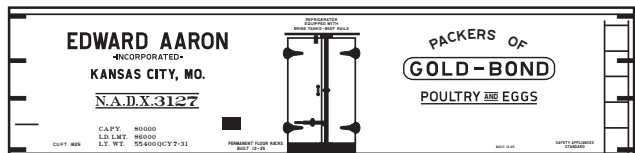
9180-02 Refrigerator Car, 36', Yellow Sides, c.1925. White, Black and Red Lettering. LA 8'-3 x 37'. ★★★ N-HO-O



9180-03 Refrigerator Car, 36', Yellow Sides, c.1925. White and Black Lettering. LA 8'-3 x 37'. ★★★ N-HO-O



9180-04 Refrigerator Car, 36', Yellow Sides, c.1925. White, Black and Red Lettering. LA 8'-3 x 37'. ★★★ N-HO-O

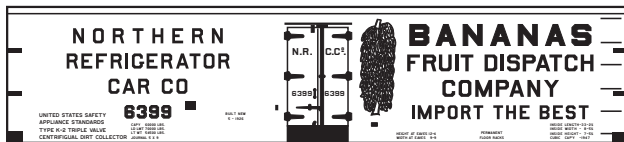


9180-05 Refrigerator Car, 36', Yellow Sides, c.1925. White, Black and Red Lettering. LA 8'-3 x 37'. ★★★ N-HO-O

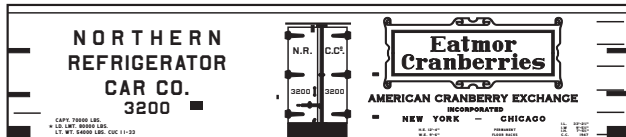


9180-06 Refrigerator Car, 36', Yellow Sides, c.1933. White, Black, Red and Yellow Lettering. LA 8'-3 x 37'. ★★★ N-HO-O

**NORTHERN REFRIGERATOR CAR COMPANY**

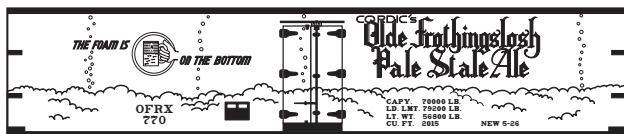


9183-01 Refrigerator Car, 40', Yellow Sides, c.1926. White, Black and Green Lettering. LA 8'-6 x 41'. ★★★ N-HO-S-O



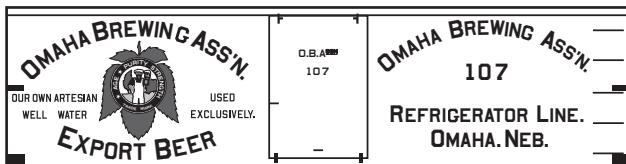
9183-02 Refrigerator Car, 40', Yellow Sides, c.1933. White and Black Lettering. LA 8'-6 x 41'. ★★★ N-HO-S-O

**OLDE FROTHINGSLOSH PALE STALE ALE**



9202-01 Refrigerator Car, 40', Yellow Sides, c.1920s-1950s. (Fictitious) White, Black and Red Lettering. LA 9'-0" x 42'. ★★★★★ N-HO-S

**OMAHA BREWING ASSOCIATION**



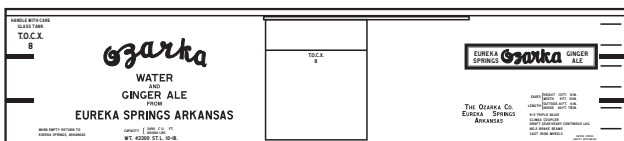
9203-01 Box Car, 32', Yellow Sides, c.1896. White, Black, Red and Green Lettering. LA 8'-6 x 33'. ★★★ N-HO-O

**OPPENHEIMER CASING COMPANY**




9204-01 Refrigerator Car, 40', Light Green Sides c.1930s. White, Black and Red Lettering. LA 8'-6 x 42'. ★★★ N-HO-S-O

**THE OZARKA COMPANY**



9205-01 Box Car, 40', Yellow Sides, c.1918. White, Black and Red Lettering. LA 9'-0 x 41'. ★★★ N-HO-S-O

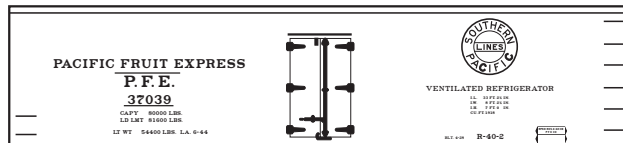
**POLAR REFRIGERATOR CAR COMPANY**



9228-01 Refrigerator Car, 34', White Sides, c.1890. White and Black Lettering. LA 8'-3 x 35'. ★★ HO

**PACIFIC FRUIT EXPRESS**

Southern Pacific and Union Pacific heralds on opposite sides of cars. Sets 9206-01 through 9206-05



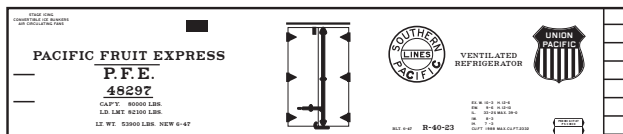
9206-01 Refrigerator Car, 40', Orange Sides, 1930-1945. Class R-40-2. White, Black, Red and Blue Lettering. LA 8'-9 x 41'. ★★★ N-S-O

9206-02 Refrigerator Car, 40', Orange Sides, 1930-1945. Class R-30-13. White, Black, Red and Blue Lettering. LA 8'-9 x 41'. ★★★ HO-S-O

9206-03 Refrigerator Car, 40', Orange Sides, 1930-1945. Class R-30-11. White, Black, Red and Blue Lettering. LA 8'-9 x 41'. ★★★ HO-S-O

9206-04 Refrigerator Car, 40', Orange Sides, 1930-1945. Class R-30-12-9. White, Black, Red and Blue Lettering. LA 8'-9 x 41'. ★★★ HO-S-O

9206-05 Refrigerator Car, 40', Orange Sides, 1930-1945. Class R-40-10. White, Black, Red and Blue Lettering. LA 8'-9 x 41'. ★★★ HO-S-O



9206-06 Refrigerator Car, 40', Orange Sides, c.1947-1950. Class R-40-23 and -25. White, Black, Red and Blue Lettering. LA 8'-6 x 41'. ★★★ N-S-O

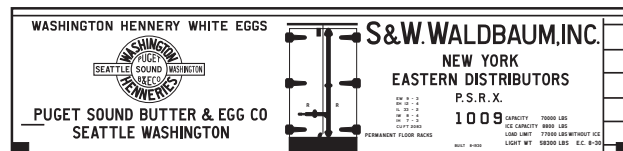
9206-08 Refrigerator Car, 40', Orange Sides, c.1947-1950. Class R-40-10 and -14. White, Black, Red and Blue Lettering. LA 8'-0 x 41'. ★★★ HO

**ROBERT PORTNER BREWING COMPANY**



9229-01 Refrigerator Car, 36', White Sides, c.1910. White, Black and Red Lettering. LA 8'-3 x 37'. ★★★ N-HO-O

**PUGET SOUND REFRIGERATOR EXPRESS**



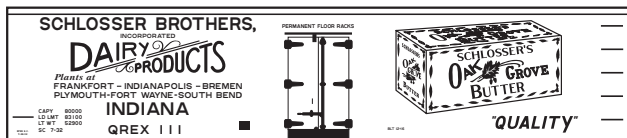
9234-01 Refrigerator Car, 36', Yellow Sides, c.1930. White and Black Lettering. LA 8'-3 x 37'. ★★★ N-HO-S-O

**PULLMAN**

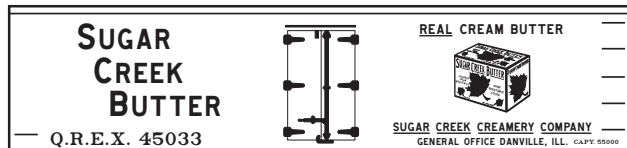


9232-01 Passenger Car, Pullman Green. Gold Lettering. ★ N-HO-S-O


**QUAKER CITY REFRIGERATOR LINE**



9236-01 Refrigerator Car, 40', Yellow Sides, c.1928. White, Black, Red, Yellow and Green Lettering. LA 8'-6 x 41'. ★★★ N-HO-S-O



9236-02 Refrigerator Car, 36', Yellow Sides, c.1920s. White, Black and Red Lettering. LA 8'-3 x 37'. ★★★ N-HO-S-O



9236-03 Refrigerator Car, 40', Yellow Sides, c.1925. White, Black and Red Lettering. LA 8'-4 x 41'. ★★★ N-HO-S-O



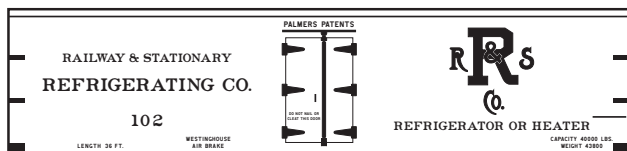
9236-04 Refrigerator Car, 40', Yellow Sides, c.1933. White, Black and Red Lettering. LA 8'-8 x 41'. ★★★ N-HO-S-O

**QUAKER OATS COMPANY**



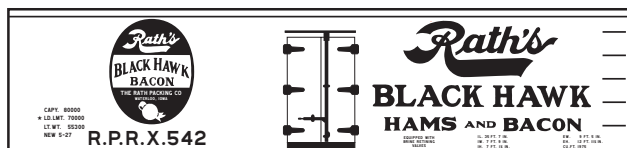
9240-01 Box Car, 33', Brown, c.1890s. White and Black Lettering, LA 8'-3 x 35'. ★★★ N-HO-S-O

**RAILWAY & STATIONARY REFRIGERATING COMPANY**



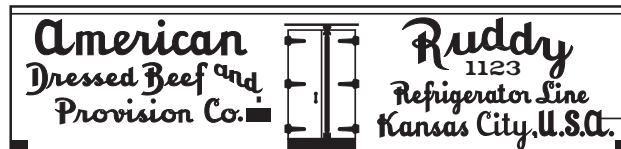
9245-01 Refrigerator Car, 36', Yellow Sides, c.1903. White and Black Lettering. LA 8'-3 x 37'. ★★★ HO-O

**RATH PACKING COMPANY**



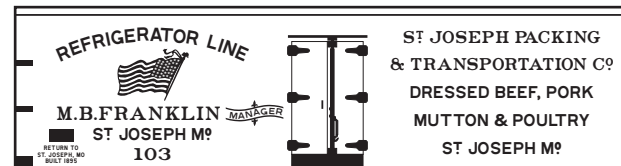
9254-01 Refrigerator Car, 36', Yellow Sides, c.1927. White, Black and Red Lettering. LA 8'-0 x 37'. ★★★ N-HO-S-O

**RUDDY REFRIGERATOR LINE**




9262-01 Refrigerator Car, 36', Yellow Sides, c.1910. White and Black Lettering. LA 8'-3 x 37'. ★★★ N-HO-O

**ST. JOSEPH PACKING & TRANSPORTATION CO.**

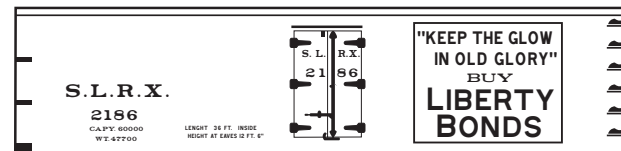


9264-01 Refrigerator Car, 34', White Sides, c.1890. Black, Red and Blue Lettering. LA 8'-6 x 35'. ★★★ N-HO-S-O


**ST. LOUIS REFRIGERATOR CAR COMPANY**



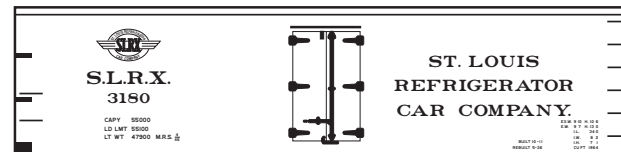
9266-01 Refrigerator Car, 36', White Sides, c.1915. White, Black and Red Lettering. LA 8'-4 x 37'. ★★★ N-HO-O



9266-02 Refrigerator Car, 36', White Sides, c.1918. White, Black, Red and Blue Lettering. LA 8'-4 x 37'. ★★★ N-HO-O

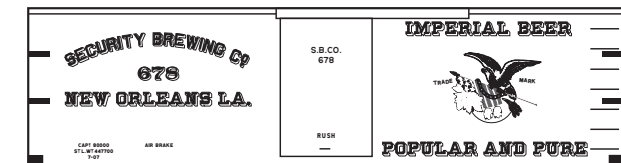


9266-03 Box Car, 36', Brown, Yellow Sides, c.1890s. White, Black, Gold, Red and Yellow Lettering. LA 8'-4 x 37'. ★★★ N-S-O



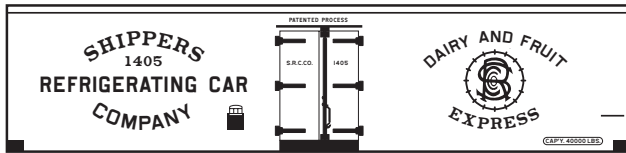
9266-04 Refrigerator Car, 36', White Sides, 1940s-1950s. White, Black, Red and Yellow Lettering. LA 8'-3 x 37'. ★★ N-HO

**SECURITY BREWING COMPANY.**



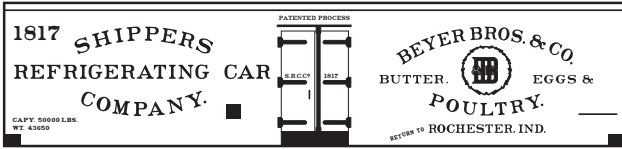
9272-01 Box Car, 40', Brown, c.1907. White, Black, Red, Blue, Yellow and Green Lettering. LA 10'-6 x 41'. ★★★ HO-O

**SHIPPERS REFRIGERATING CAR COMPANY**




9274-01 Refrigerator Car, 36', Yellow Sides, c.1897. White, Black and Red Lettering. LA 8'-3 x 37'. ★★★ N-HO

**SHIPPERS REFRIGERATING CAR COMPANY**



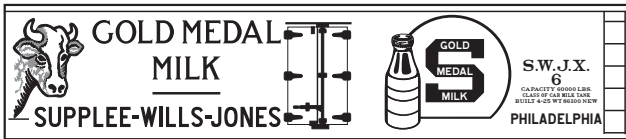
9274-02 Box Car, 36', Yellow Sides, c.1900. White, Black and Red Lettering. LA 8'-1 x 37'. ★★★ HO-O

**SUDBURY BREWING COMPANY**



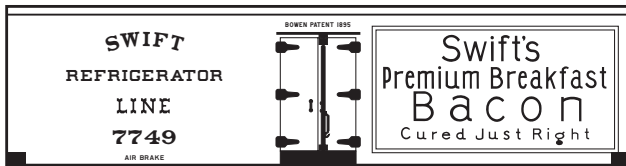
9294-01 Refrigerator Car, 36', Brown, c.1890s. White Lettering. LA 8'-0 x 37'. ★★★ N-HO-S-O

**SUPPLEE-WILLS-JONES**

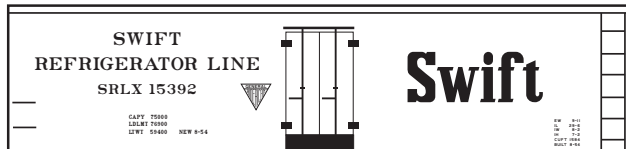


9295-01 Refrigerator Car, 41', Green, c.1925. White, Black, Red and Yellow Lettering. LA 8'-6 x 42'. ★★★ N-HO-S-O

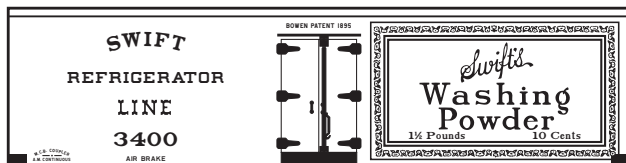
**SWIFT REFRIGERATOR LINE**



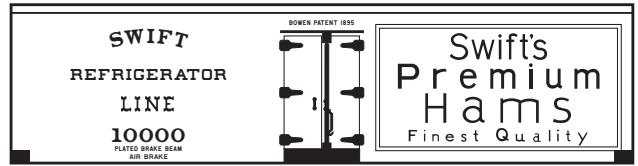
9300-01 Refrigerator Car, 32', White, c.1899. Black, Red and Blue Lettering. LA 8'-0 x 33'. ★★★ N-HO-S-O



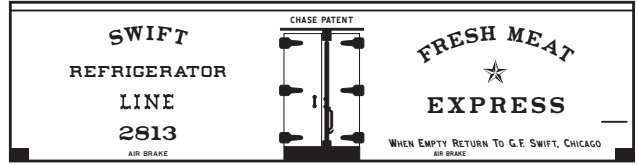
9300-02 Refrigerator Car, 36', Red, 1950s-1960s. Steel. White Lettering. LA 8'-3 x 37'. ★ N-HO-S-O



9300-03 Refrigerator Car, 32', White, c.1899. Black, Red and Yellow Lettering. LA 8'-0 x 33'. ★★★ N-HO-O



9300-04 Refrigerator Car, 32', c.1899. Black, Red and Blue Lettering. LA 8'-0 x 33'. ★★★ N-HO-O



9300-05 Refrigerator Car, 32', Yellow Sides, c.1890s. White, Black and Red Lettering. LA 8'-0 x 33'. ★★ HO



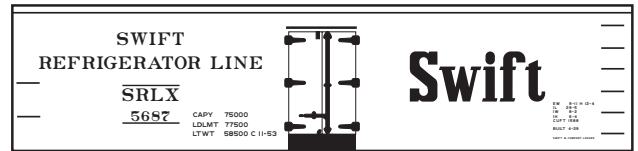
9300-06 Refrigerator Car, 36', Yellow Sides, c.1931. Wood Sheathed. White and Black Lettering. LA 8'-3 x 37'. ★★ N-HO



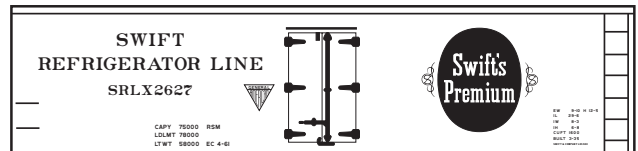
9300-07 Refrigerator Car, 36', Yellow Sides, c.1931. Wood Sheathed. White and Black Lettering. LA 8'-3 x 37'. ★★ N-HO



9300-08 Refrigerator Car, 36', Yellow Sides, c.1931. Wood Sheathed. White and Black Lettering. LA 8'-3 x 37'. ★★ N-HO



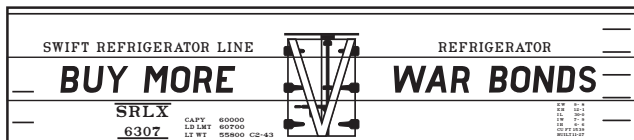
9300-09 Refrigerator Car, 36', Red, 1950s-1960s. Wood Sheathed. White Lettering. LA 8'-3 x 37'. ★ N-HO-S-O



9300-11 Refrigerator Car, 36', Aluminum, 1960s. Wood Sheathed. White, Black and Red Lettering. LA 8'-3 x 37'. ★★ N-HO-S-O

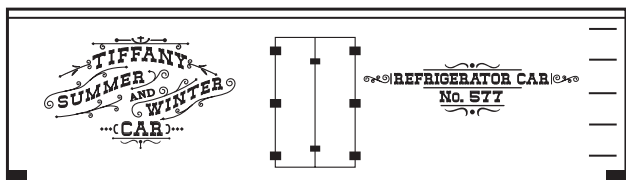


9300-12 Refrigerator Car, 36', Yellow Sides, 1948-early 1950s. Wood Sheathed. White, Black and Red Lettering. LA 8'-3 x 37'. ★★ HO-O



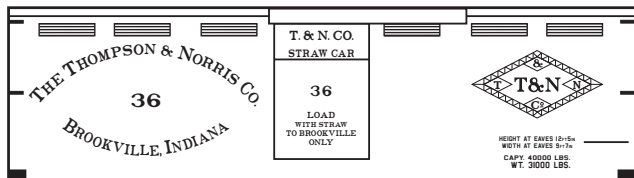
9300-13 Refrigerator Car, 36', Red, White and Blue Sides, c.1940s. White, Black and Red Lettering. LA 7'-9 x 37'-5". ★★★ N-HO-S-O

TIFFANY



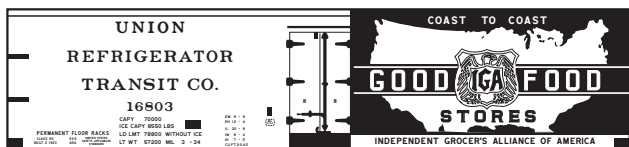
9320-01 Refrigerator Car, 30', White, c.1880s. Black and Red Lettering. LA 8'-4 x 31'. ★★ N-HO-O

THE THOMPSON & NORRIS CO.




9328-01 Box Car, 33', Brown, c.1907. White Lettering. LA 9'-0 x 34'. ★★★ N-HO-O

UNION REFRIGERATOR TRANSIT COMPANY



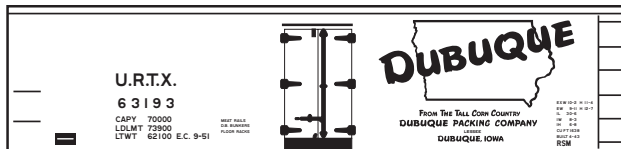
9344-02 Refrigerator Car, 40', Yellow Sides, c.1934. White, Black, Red and Blue Lettering. LA 8'-10 x 41'. ★★★ N-HO-S-O



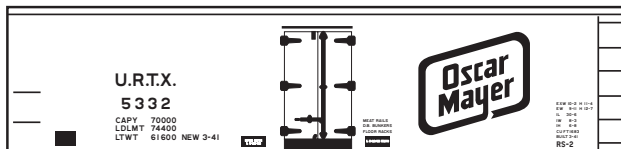
9344-03 Refrigerator Car, 34', Yellow Sides, c.1891. White, Black, Red and Blue Lettering. LA 8'-0 x 35'. ★★★ N-HO-S-O



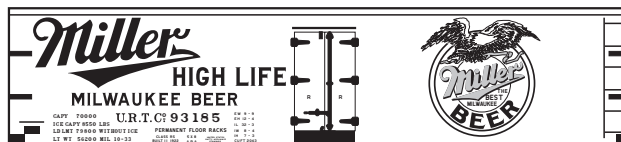
9344-05 Refrigerator Car, 40', Yellow Sides, c.1927. White, Black, Red and Green Lettering. LA 8'-6 x 41'. ★★★★★ N-HO-S-O



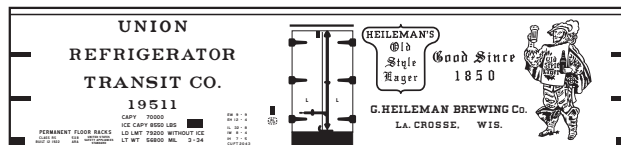
9344-06 Refrigerator Car, 36', Yellow Sides, 1950s-1960s. White, Black and Red Lettering. LA 8'-3 x 37'. ★★ N-HO-S-O



9344-07 Refrigerator Car, 36', Yellow Sides, 1940s-1950s. White, Black and Red Lettering. LA 8'-3 x 37'. ★★ N-HO-S-O



9344-08 Refrigerator Car, 40', Yellow Sides, c.1933. White, Black and Red Lettering. LA 8'-6 x 41'. ★★★ N-HO-S-O



9344-09 Refrigerator Car, 40', Yellow Sides, c.1934. White, Black, Red, and Yellow Lettering. LA 8'-10 x 41'. ★★★ N-HO-S-O




9344-10 Refrigerator Car, 40', Yellow Sides, c.1933. White, Black and Red Lettering. LA 8'-6 x 41'. ★★★ N-HO



9344-11 Refrigerator Car, 40', Yellow Sides, c.1933. White, Black and Red Lettering. LA 8'-6 x 41'. ★★★ N-HO-S-O



9344-12 Refrigerator Car, 40', Yellow Sides, c.1933. White, Black and Red Lettering. LA 8'-6 x 41'. ★★★ N-HO-S-O



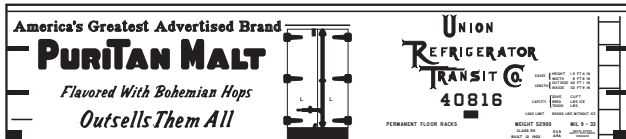
9344-13 Refrigerator Car, 40', Yellow Sides, c.1933. White, Black, Red and Blue Lettering. LA 8'-6 x 41'. ★★★★★ N-HO-S-O



9344-14 Refrigerator Car, 40', Yellow Sides, c.1933. White and Black Lettering. LA 8'-6 x 41'. ★★★ N-O

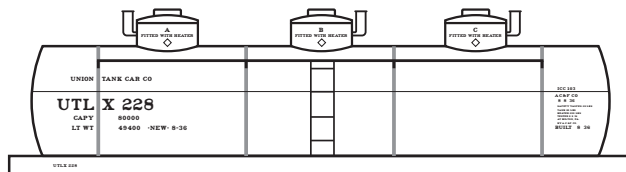


9344-15 Refrigerator Car, 40', Yellow Sides, c.1933. White, Black and Red Lettering. LA 8'-6 x 41'. ★★★ N-HO-S-O



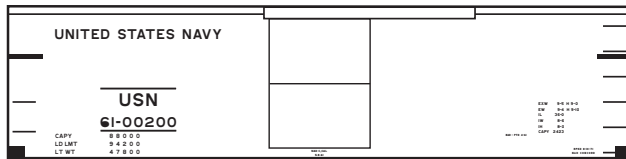
9344-16 Refrigerator Car, 40', Yellow Sides, c.1933. White and Black Lettering. LA 8'-6 x 41'. ★★★ N-HO-S

**UNION TANK LINE**

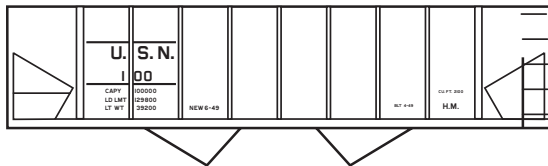


9346-01 Tank Car, 36', Black, Pre 1939. White Lettering. Tank LA 6'-6 x 33'. ★★ HO-O

**UNITED STATES NAVY**



9365-01 Box Car, 36', Aluminum, c.1920s-1970s. Black, Lettering. LA 8'-6 x 37'. ★ N-HO-S-O

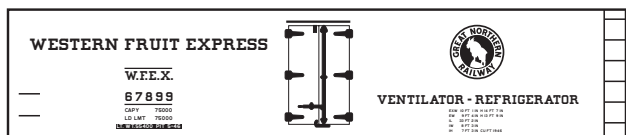


9365-02 Hopper Car, 31', Gray, c.1949. White Lettering. LA 7'-2 x 32'. ★ N-HO-S-O-G

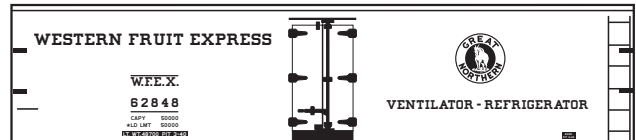


9365-03 Flat Car, 40', Gray, c.1949. Black Lettering. LA 40'-2 x 2'.8. ★ N-HO-S-O-G

**WESTERN FRUIT EXPRESS**

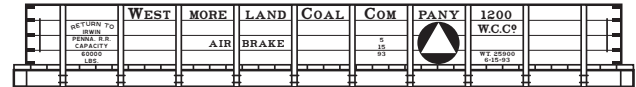


9400-01 Refrigerator Car, 40', Yellow Sides, 1940s-1950s. White and Black Lettering. LA 8'-6 x 41'. ★★ N-HO-S-O



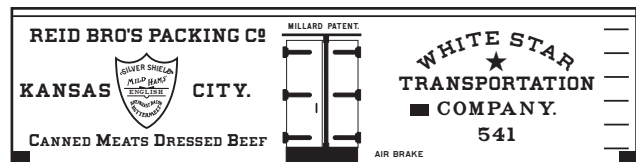
9400-02 Refrigerator Car, 40', Yellow Sides, Wood Sheathed, 1920s-early 1940s. White and Black Lettering. LA 8'-9 x 41'. ★★ N-TT-HO-S-O

**WESTMORELAND COAL COMPANY**



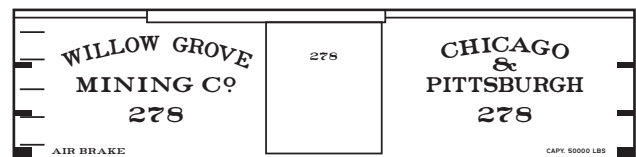
9402-01 Gondola, 36', Black, c.1893. White and Black Lettering. LA 5'-0 x 36'. ★ HO-S-O

**WHITE STAR TRANSPORTATION COMPANY**



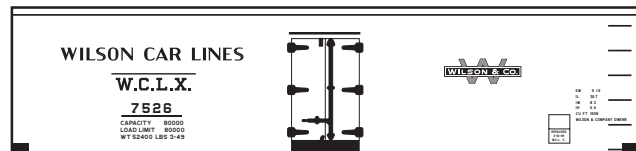
9410-01 Refrigerator Car, 34', Brown c.1893. White and Yellow Lettering. LA 8'-3 x 35'. ★★★ N-HO-S-O

**WILLOW GROVE MINING COMPANY**

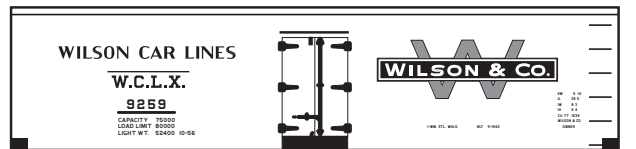


9414-01 Box Car, 34', Brown, Early 1890s. White Lettering. LA 8'-0 x 35'. ★★ N-HO-S-O

**WILSON CAR LINES**

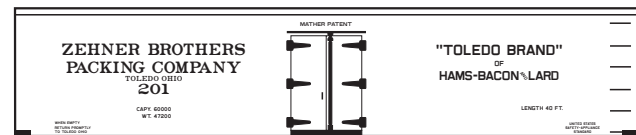


9416-01 Refrigerator Car, 36', Orange Sides, 1940s-1950s. White, Black and Red Lettering. LA 8'-6" x 37'. ★★★ N-HO-S-O



9416-02 Refrigerator Car, 36', Orange Sides, 1940s-1950s. White, Black and Red Lettering. LA 8'-3" x 37'. ★★★ N-HO-S-O

**ZEHNER BROTHERS**




9425-01 Refrigerator Car, 40', Red, c.1912. White Lettering. LA 8'-6 x 41'. ★★ N-HO-O

# NEW CREATIONS

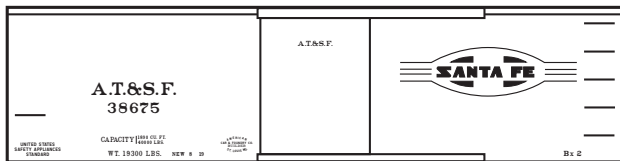
Nitpickers, rivet counters and scale rule Richards, check your writing materials, faxes and word processors at the front desk. You are entering un-chartered waters. Like its companion Fly By Night Industries, New Creations is the fun part of Clover House. Though the lettering has a sound basis in actual historic car lettering, the heralds, logos and graphics give the flavor of what might have been, or possibly should have been, had more enlightened spirits cut the stencils and wielded the paint brushes.

Most of the graphics were used by the railroads to enhance their images, but alas, were generally used in printed form. Rather than let great artwork go to waste, it has been incorporated where it will be most appreciated. Most of the original layouts were done by Allen Tacy in the early 1990s for his Brandywine Station dry transfer lettering business. We purchased Brandywine Station in 1997 and have added it to our line of model railroad supplies. Even if you don't intend, or can't bring yourself, to purchase New Creation lettering sets...take time to read Allen's prose. He has a way with words that will bring smiles and enlightenment. Most New Creations offerings are designed to accommodate 30' cars but can be used on larger cars.



## STANDARD GAUGE RAILROADS

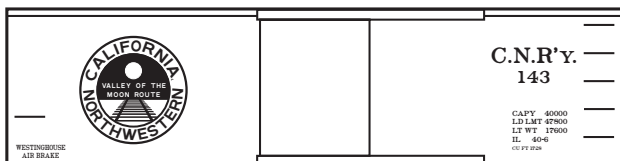
### ATCHISON, TOPEKA & SANTA FE



A variant on the Navajo inspired lettering "Santa Fe" used in some advertising and on the Super Chief's pilot. Santa Fe advertising long stressed an Indian theme. This logo embodies that theme together with a Navajo style treatment of the traditional Santa Fe cross in colors direct from the high desert.

**5010-01** Box Car, Brown, White, Black, Red and Yellow Lettering. LA 7'-2" x 30'.  
★★★ HO-O-G


### CALIFORNIA NORTHWESTERN



Northern California's wine country was served at the turn of the 20th century by this Southern Pacific subsidiary. Its route included a short line, now long gone, through the Valley of the Moon celebrated by Jack London. Free lance logo very similar to parent Espee, features black and blue field in contrast to SP's famous sunset. Very nice moonlight effect.

**5040-01** Box Car, Brown, White, Black and Blue Lettering. LA 7'-2" x 30'.  
★★★ HO-O-G


### CALIFORNIA WESTERN RAILROAD & NAVIGATION CO.



The redwood coast draws thousands each year to ride its famous "Skunk" train. When CWR&N built boxcars in the Twenties, they also bought the first "Skunk", so named by the lumberjacks because of the gasoline smell wafted in its wake. No longer do the Skunks smell, but the redwoods remain for all to enjoy. Authentic yesteryear lettering coupled with the famous herald born by today's Skunks.

**5042-01** Box Car, 36', Brown, 1920s-On, White and Black Lettering. LA 8'-9 x 37'.  
★★★ HO-O-G

### DELAWARE, LACKAWANNA & WESTERN

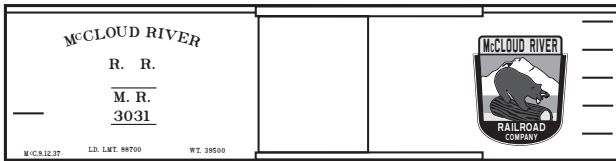


America's railroad sweetheart, Phoebe's likeness and the rhymes about her, never appeared on Lackawanna equipment. Why forever not? Official DL&W portrait of their Gibson Girl.

**5045-01** Box Car, Brown, White and Black Lettering. LA 7'-2" x 30'.  
★★★ HO-O-G



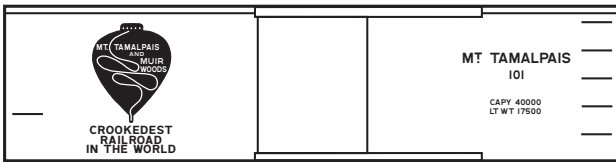
**McCLOUD RIVER RAILROAD**



The Shasta Wonderland boasts one of the longest lumber lines, the McCloud River, 130 miles. Ice cold snowmelt from Mt. Shasta fills its river, majestic pines crowd its tracks, and the mountain lends a towering omnipresence. Small wonder that one of the most beautiful railroad heralds originates here. Faithfully reproduced in all five prototype colors.

**5150-01** Box Car, Brown. White, Black, Blue and Yellow Lettering. LA 7'-2" x 30'. ★★★ HO-O-G

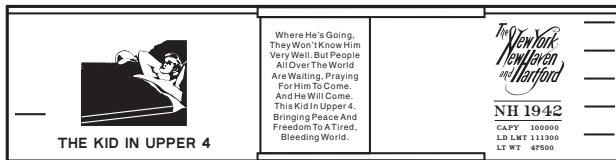
**MT. TAMALPAIS & MUIR WOODS**



The sleeping maiden, Mt. Tamalpais, guards the Golden Gate. For generations this mountain has provided rest and relaxation to the people of the Bay Area, and for 34 years it was climbed by Shays of "the crookedest railroad in the world". The white line in the logo represents its tracks. The trip back down to Mill Valley was by popular gravity cars, hence the spinning top. Authentic colors.

**5160-01** Box Car, Brown. White, Black, and Red Lettering. LA 7'-2" x 30'. ★★★ HO-O-G

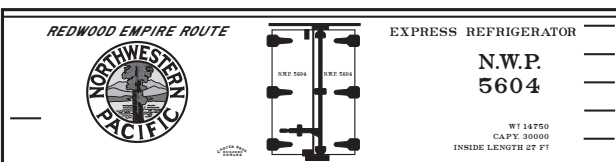
**NEW YORK, NEW HAVEN & HARTFORD**



Railroad advertising promotes rail travel, but during World War Two you could not travel due to wartime restrictions. The railroads naturally wanted to stress what they were doing for the war effort. It was a mighty doing, too. So in 1942 remarkable ads appeared telling this story. Told by the roads individually, not by some concerted effort. But the war was a concerted effort and this is the best of those ads for dramatic handling of a patriotic appeal. Its universal quality strikes you instantly. Believe me, this will bring proud tears to your eyes. Thanks, New Haven.

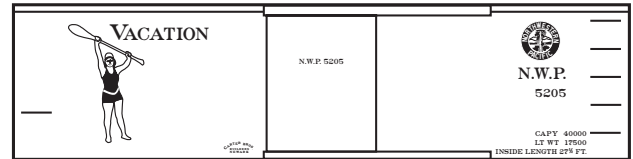
**5175-01** Box Car, Brown. White and Black Lettering. LA 7'-2" x 30'. ★★★ HO-O-G

**NORTHWESTERN PACIFIC**



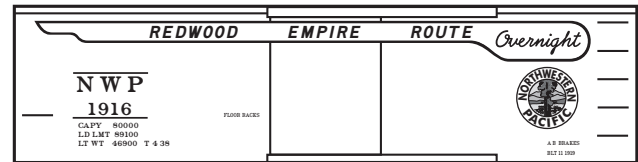
This express reefer carries the full color prototype herald of the NWP, perhaps the most beautiful of all railroad heralds, as it was applied to NWP locomotive tenders. Herald and reporting mark lettering faithfully traced from prototype originals.

**5185-01** Refrigerator Car, Green. Black, Gold, Blue, Yellow and Green. Lettering. LA 7'-2" x 30'. ★★★★★ HO-O-G



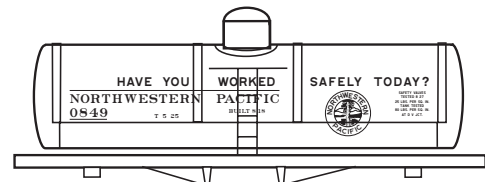
Between wine country and the Pacific Ocean lies the Russian River vacation-land, magnet for double headed NWP second sections on both narrow and broad gauges. The NWP promo booklet "Vacation" once carried this bathing beauty holding high a canoe oar, her smile radiating come on in the river.

**5185-02** Box Car, Brown. White and Black Lettering. LA 7'-2" x 30'. ★★★ HO-O-G



Twenty two of these express boxcars were in LCL merchandise service on NWP. This set reproduces all of the prototype lettering entirely, including the full color NWP herald applied by the railroad to these cars. Truly, this was a real billboard boxcar!

**5185-03** Box Car, Black. Black, Red, Blue, Light Blue, Yellow and Green Lettering. (See: 7728-04 for N-HO-S-O Scales) LA 7'-2" x 30'. ★★★★★ G



A fuel service car reproduced entirely from prototype. Black logo and lettering except red "Have you worked safely today?"

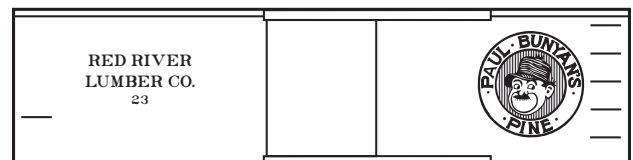
**5185-04** Tank Car, Aluminum. Black and Red Lettering. LA 7'-2" x 30'. ★★★ HO-O-G



In 2003 Clover House supplied the lettering diagrams for the restoration of caboose No.13 now located at the Roots of Motive Power museum in Willits, CA. The NWPRHS supplied research material for the restoration project.

**7728-19** Caboose, 35', Brown, 1955-On. White Lettering. LA 8'-2 x 35'. ★ N-HO-S-O-G


**RED RIVER LUMBER COMPANY**



To Red River Lumber, of Westwood, California, and Akely, Minnesota, belongs much credit for popularizing the legend of Paul Bunyan and his blue ox Babe. Ads in trade publications featured cartoons and stories; coloring books for school children circulated across the nation from Red River. Here is the logo from those ads as it might have been applied to a Red River car.


**5210-01** Box Car, Brown. White, Black, Red and Yellow Lettering. LA 7'-2" x 30'. ★★★ HO-O-G

**SOUTHERN PACIFIC**




In 1885 the Southern Pacific built the first billboard boxcars with large sunset heralds. To this herald has been added the banner "Your Friendly Railroad" that was used in early advertising.

**5235-01** Box Car, Brown, White and Black Lettering. LA 7'-2" x 30'. ★★ HO-O-G



The Southern Pacific did not follow the lead of others promoting passenger travel on boxcars. Had they done so, this set assumes an all-white lettering scheme like that of competitors and standard practice.

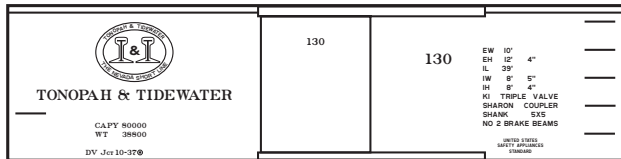
**5235-02** Box Car, Brown, White Lettering. LA 7'-2" x 30'. ★★ HO-O-G



Southern Pacific advertising maps were distinctive and attractive. Here one published in 1924 is translated into a billboard boxcar.

**5235-03** Box Car, Brown, White Lettering. LA 7'-2" x 30'. ★★ HO-O-G

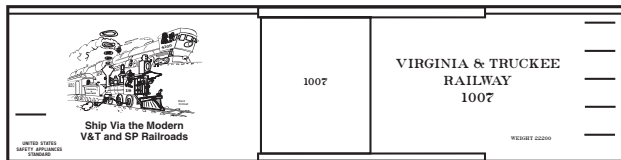
**TONOPAH & TIDEWATER**



Last of the bonanza railroads, the T&T ran until 1940 carrying whatever it could scrape out of the alkali desert: borax, gold and silver, and the private cars of millionaire miners. This boxcar is nearly a replica of an actual T&T car, the only difference being the fancy outline of the T's. Prototype cars had a simpler "T&T". The version shown appeared in advertising for the road. Authentic colors.

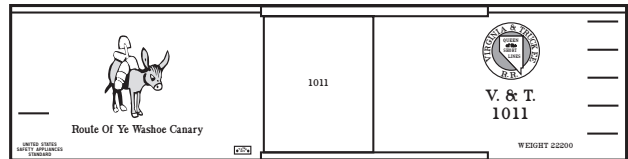
**5250-01** Box Car, Brown, White, Black and Red Lettering. LA 7'-2" x 30'. ★★ HO-O-G

**VIRGINIA & TRUCKEE**



The V&T proudly maintained a spirit of humor from its Comstock heritage. The ghost of Mark Twain still chuckles on the boardwalks of Virginia City. So when Ward Kimball, on the occasion of a railfan excursion, drew this cartoon comparing the bonanza road's ancient engines to those of its neighbor, the short line bought the rights. And proceeded to placard shippers with little stickers like the one above.

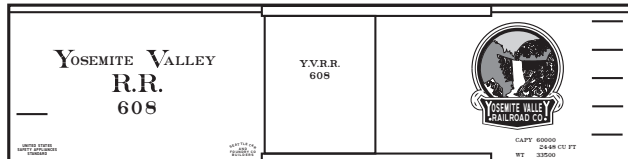
**5270-01** Box Car, Brown, White Lettering. LA 7'-2" x 30'. ★★ HO-O-G



To the loggers they were 'skunks'. 'Bus' was the moniker on some roads. To the RGS they were 'geese'. V&T's motor No. 23 was the Washoe Canary. Its capricious temperament, and raucous call, reminded the Comstock of the miner's partner, long enshrined and honored as the Washoe Canary. "Verily I say of ye Washoe Canary — lay thine hand upon hym, remember hys heeles, do no more." Yellow, green, black color logo per today's V&T. Freelance canary. Includes Carson Shops builder's plate.

**5270-02** Box Car, Brown, White, Black, Yellow and Green Lettering. LA 7'-2" x 30'. ★★★ HO-O-G

**YOSEMITE VALLEY**

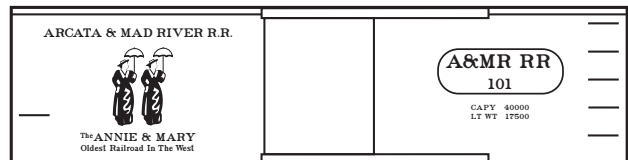


The short line to paradise! Its Vernal Falls on the Merced River logo from actual YV ads has been translated into green, black, white and sky blue. Large capitals in the left side reporting marks are in stencil format as they came from the builder, Seattle Car and Foundry. Builder's markings included.

**5290-01** Box Car, Brown, White, Black, Blue and Green Lettering. LA 7'-2" x 30'. ★★★ HO-O-G

**NARROW GAUGE RAILROADS**

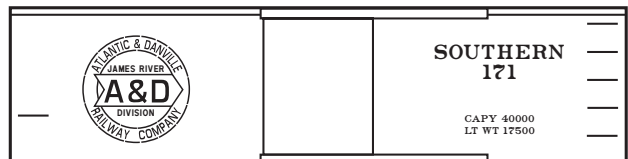
**ARCATA & MAD RIVER**



The Arcata & Mad River began service in 1854 on Humboldt Bay, California. Its gauge: 42-1/2". Motive Power: "Spanking Fury", one horsepower exactly. By the 1890's steam powered and still narrow gauge, it had evolved into a logging and lumber road owned by the champagne-making Korbel family. Two Korbel nieces, Annie and Mary, became favorites of the railroaders. Hence the nickname: Annie & Mary. The road's logo enshrines their memory.

**5310-01** Box Car, Brown, White and Black Lettering. LA 7'-2 x 30'. ★★ HO-O-G

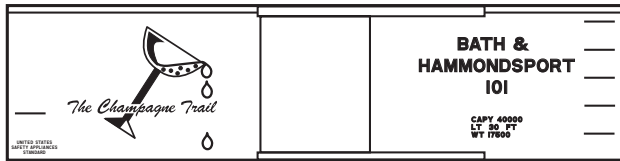
**ATLANTIC & DANVILLE**



From Virginia's Tidewater to timber, Southern Railway subsidiary A&D's James River Division was a 54 mile narrow gauge branch. It operated until 1938. The A&D derived this herald by a modern variation of the weathervane used by SR in the 19th century. Here it is augmented by a bit of Southern green for the family touch as it might have been applied to a narrow gauge car.

**5320-01** Box Car, Brown, White, Blue and Green Lettering. LA 7'-2" x 30'. ★★★ HO-O-G

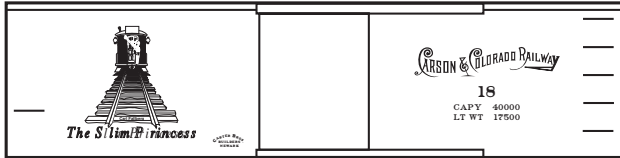
**BATH & HAMMONDSPORT**



Built narrow gauge to serve New York's Finger Lakes resorts, the now standard gauged B&H survives serving the region's wine makers. This elegant all-prototype design is a strikingly attractive wine red car with yellow letters and white logo.

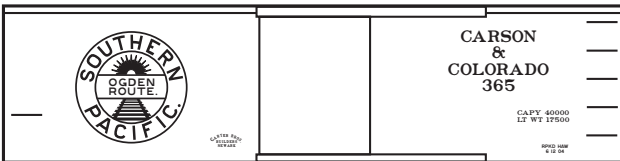
**5330-01** Box Car, Wine Red. White and Yellow Lettering. LA 7'-2" x 30'. ★★ HO-O-G

**CARSON & COLORADO**



Eccentric, a ribald joke, road of 1000 impossible dreams. Yet it endured in a land of sand and ruin and gold for nearly 80 years. Here a bit of Carl Fallberg's superb art captures the spirit of the C&C. The fancy lettering comes from an 1894 pass. It exemplifies the improbable aspiration of "the Slim Princess". Yet few roads were as romantic, few so well loved, and somehow it did endure.

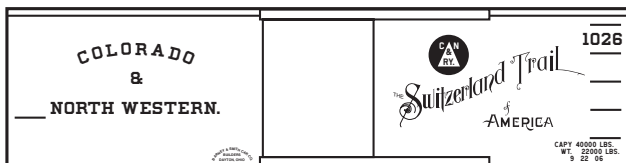
**5340-01** Box Car, Brown. White and Black Lettering. LA 7'-2" x 30'. ★★ HO-O-G



After acquiring the Carson & Colorado, Southern Pacific kept the C&C name until 1905. During the Tonopah mining boom, over 200 boxcars were rushed to Nevada from subsidiary South Pacific Coast. This Carter Bros. built ex-SPC car retains its prototype billboard herald after having been re-lettered for Carson & Colorado.

**5340-02** Box Car, Brown. White and Black Lettering. LA 7'-2" x 30'. ★★ HO-O-G


**COLORADO & NORTHWESTERN**



It was only a tiny narrow gauge, and it did not last very long, but for sheer grandeur of scenery, stirring train operations, and colorful life, it can lift its head proudly. Climbing the Rockies out of Boulder, the C&N got its "Switzerland Trail" nickname the hard way: it earned it! The distinctive lettering of its reporting marks and the blue and white logo were both actually applied to its cars. Can you resist adding the fancy and appealing "Switzerland Trail" slogan too?

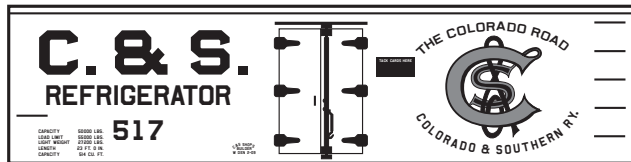
**5350-01** Box Car, Brown. White and Blue Lettering. LA 7'-2" x 30'. ★★ HO-O-G

**COLORADO & SOUTHERN**



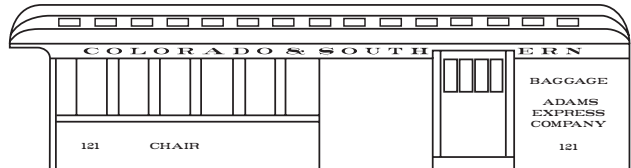
Pride in home ownership distinguished the first 10 years for C&S. A special Roman lettering style and "Colorado Road" slogan decorated its boxcars. To this add the two-color twined letter logo from company stationery and advertising. Result: a very distinctive, handsomely lettered railcar.

**5355-01** Box Car, Brown. White, Black and Yellow Lettering. LA 7'-2" x 30'. ★★ HO-O-G



After purchase by the Burlington in 1908, C&S adopted a new proprietary lettering, the block style, which was standard from 1910 to 1928. This reefer reflects that standard faithfully, with the addition of another version of the twined letter two color logo. This version is based on that applied to some engine cabs.

**5355-02** Refrigerator Car, Yellow Sides. White, Black and Gold Lettering. LA 7'-2" x 30'. ★★ HO-O-G




The original 1898 C&S passenger Roman lettering is reproduced in this set. The illustration also shows how combination #121 (later #20) looked at this time. Lettering based on actual prototype originals.

**5355-03** Combination Car, Pullman Green, c.1898. Gold Lettering. ★ HO-O-G



Several Colorado & Southern moguls received this fully prototype lettering treatment.

**5355-05** Locomotive. White Lettering. ★★ HO-O-G



The "bullseye" logo was adopted in 1928. At the same time, C&S retreated to Roman lettering, abandoning the block style. The illustration shows bobber caboose #1002, which had a center style cupola. Other bobbers featured the unique C&S end mounted cupola, single windowed crummy. All lettering according to prototype.

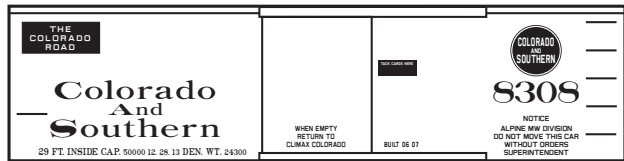
**5355-06** Caboose, Brown. White and Black Lettering. ★ HO-O-G






Here is a 'coal car' partially relettered with the new bullseye herald adopted in 1928, but still retaining its old block style C&S monogram from the 1910 era. C&S 1930's cars were notorious for mixed lettering styles.

**5355-07** Gondola, Brown. White and Black Lettering. LA 5'-0" x 30'. ★★★ HO-O-G



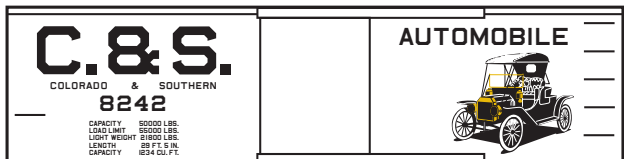
Colorado & Southern modified several steel underframe cars for molybdenum concentrate service at Climax by adding four corner roof hatches and special assigned service lettering. We supply the lettering. You supply the hatches.

**5355-08** Box Car, Brown. White and Black Lettering. LA 7'-2" x 30'. ★★★ HO-O-G



The block style lettering was standard from about 1910 until 1928, when the bullseye logo and 'Roman' lettering were adopted. In actual practice many cars never lost the older style lettering. This car represents one such only partially relettered by the addition of the new logo.

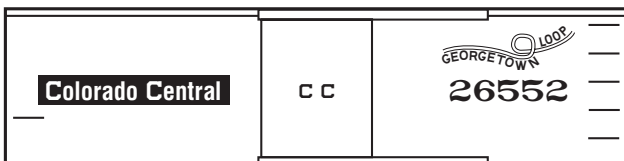
**5355-09** Box Car, Brown. White and Black Lettering. LA 7'-2" x 30'. ★★★ HO-O-G



Colorado & Southern kitbashed Box Car 8242 by removing the entire "A" end, splitting it down the middle, and rehanging the halves as end doors. Result: an Automobile Car. They forgot to reletter the car. But you can! "Automobile" and auto graphic freelanced. Includes transfers representing end door hinges and door latch.

**5355-10** Box Car, Brown. White, Black and Gold Lettering. LA 7'-2" x 30'. ★★★ HO-O-G

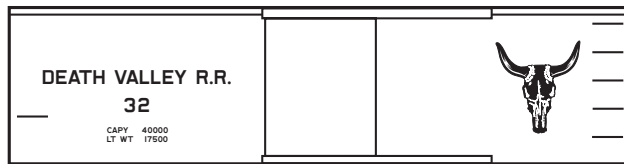
**COLORADO CENTRAL**



In a land of railroad spectaculars the Georgetown Loop stands head and shoulders above all the rest. It commands the hearts of men. Name another bridge rebuilt by volunteer labor. First built by Colorado Central between 1871 and 1884. Tonnages of gold and silver ores come down from the Snowy Mountains. Waves of passengers rode steam cars up and over the Loop. Tiny Moguls chuffed and spun drivers on the 3.5% grade in twisting Clear Creek Canyon. Here is the authentic lettering carried in black and white on CC cars. Free lance loop logo.

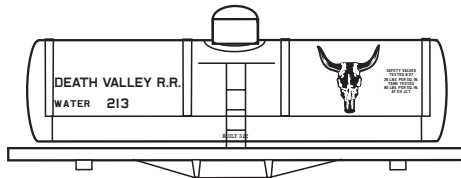
**5360-01** Box Car, Brown. White and Black Lettering. LA 7'-2" x 30'. ★★ HO-O-G

**DEATH VALLEY**



Borax Smith built it. Death Valley Scotty rode it. 20 mule teams vanished because of it. Three foot gauge with a two foot extension. The two footer hauled tourists until 1950. Freelance logo.

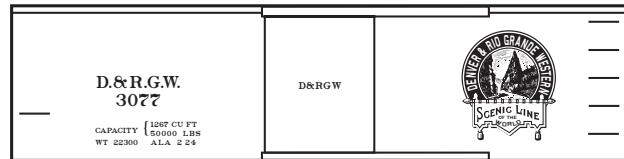
**5370-01** Box Car, Brown. White Lettering. LA 7'-2" x 30'. ★ HO-O-G



Except for the skull logo, this car is based on a prototype water car. Set includes extensive and complete end lettering. Freelance Logo.

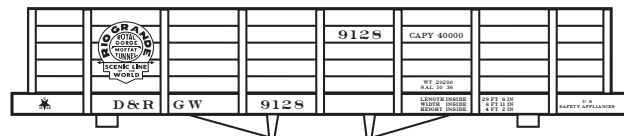
**5370-02** Tank Car, Silver Tank on Brown Flat. Black Lettering. LA 7'-2" x 30'. ★ HO-O-G

**DENVER & RIO GRANDE WESTERN**



Curecanti Needle in the Black Canyon of the Gunnison for many years adorned the advertising herald of the Rio Grande. The banner underneath was pointed to suggest a locomotive pilot. Reproduced here in magnificent detail.

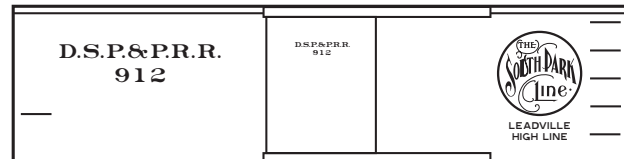
**5380-01** Box Car, Brown. White and Black Lettering. LA 7'-2" x 30'. ★★★ HO-O-G



In 1934 the new Moffat Tunnel required a new, simplified logo. Its center read "Royal Gorge/Moffat Tunnel". Some locos wore it painted in red, white and blue. Here it is as adopted to a gondola.

**5380-02** Gondola, Brown. White, Red and Blue Lettering. LA 5'-0" x 30'. ★★ HO-O-G

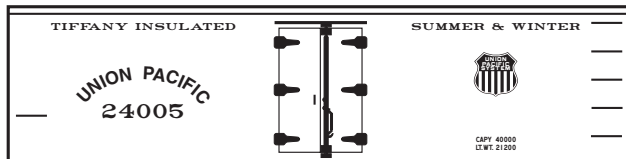
**DENVER, SOUTH PARK & PACIFIC**



Lucius Beebe wrote, "It is difficult to discover a vanished institution that still lays as compulsive a hold on the imagination as the Denver, South Park & Pacific." It is therefore downright criminal the the South Park should have possessed the plainest of drab brown boxcars-particularly when it owned one of the most delightful railroad logos.

**5385-01** Box Car, Brown. White Lettering. LA 7'-2" x 30'. ★ HO-O-G

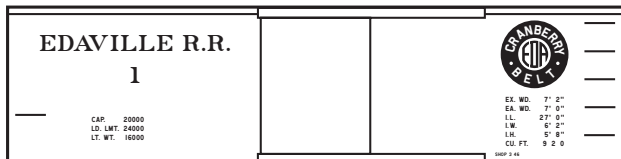




The shield of the Union Pacific arrived on the South Park when UP acquired the narrow gauge in 1879, and UP energy created its Leadville Highline over Boreas Pass, plumbed its Alpine Tunnel to the Gunnison country, and spiraled the Georgetown Loop up Clear Creek. So when "Colorado Cool-Aid" (Coors) traveled to the mining camps of the Shining Mountains, it did so in reefers looking like this.

**5385-02** Refrigerator Car, Yellow Sides. White, Black, Red and Blue Lettering. LA 7'-2" x 30'. ★★★ HO-O-G

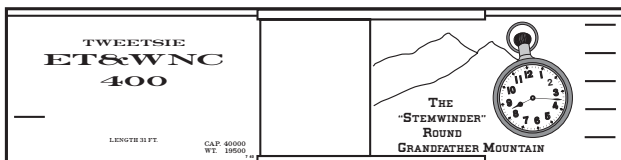
**EDAVILLE**



Linnwood Moody designed this entire scheme for Ellis D. Atwood, who repainted and lettered a number of 2 foot gauge boxcars accordingly. Car color: Cranberry juice red, of course.

**5390-01** Box Car, Red. White Lettering. LA 7'-2" x 30'. ★ HO-O-G

**E.T.& W.N.C. - TWEETSIE**



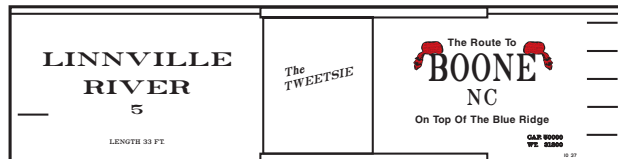
Tweetsie had class, Tweetsie had style, and more down home country friendliness! Engines and coaches spic and span and elegant. Freight cars on the plain side, though. Start, then, with Roman lettering for reporting marks and dimensional data per the prototype. Squeeze in a "Tweetsie" in a way that fits an un-billboard-like approach, because that name is so beloved. ETWNC is a jaw breaker anyhow. Now just the outline of Grandfather coupled with an old-fashioned stemwinder watch, because that was her other nickname—"Comin' Round the Mountain".

**5395-01** Box Car, Brown. White, Black and Gold Lettering. LA 7'-2" x 30'. ★★★ HO-O-G



The Tweetsie logo, which appeared on a number of engines, has been added to otherwise standard ETWNC hopper and gondola lettering practice. Black or red car color.

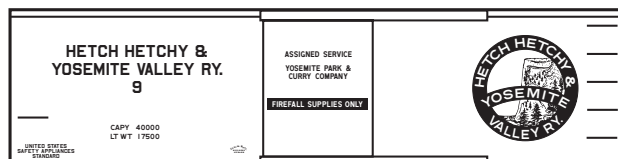
**5395-02** Gondola, Black. White Lettering. LA 2'-8" x 24'. ★ HO-O-G



Subsidiary Linnville River had a number of yellow boxcars. In summer it hauled most of Tweetsie's passenger fares—summer vacationers bound for the cool heights atop the Blue Ridge Mountains. Largest station stop was Boone, which was accessible only by rail. Children hearing the high pitched 'tweet' whistles of the engines hit on the nickname "Tweetsie". Crews balked, but the name stuck to become the beloved handle remembered today. Free lance logo.

**5395-03** Box Car, Yellow. Black and Red Lettering. LA 7'-2" x 30'. ★★★ HO-O-G

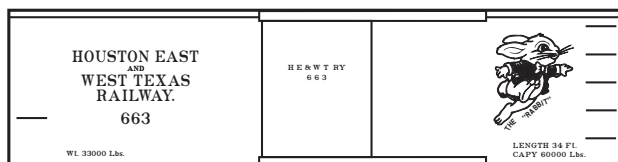
**HETCH HETCHY & YOSEMITE VALLEY**



Suppose that the West Side actually reached The Valley as the name of its railroad implied. HH&YV Ry. cars might have carried an El Capitan herald. He stands boldly in white and black with a blue background. The block style lettering is yellow on green—the same style as on West Side Shays. Car is lettered for assigned service to Firefall Supplies for the Curry Co.

**5400-01** Box Car, Brown. White, Black, Blue, Yellow and Green Lettering. LA 7'-2" x 30'. ★★★ G

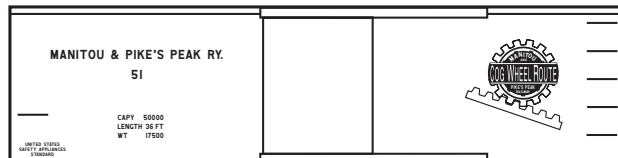
**HOUSTON EAST & WEST TEXAS**



From Houston to Shreveport the land lies wrinkled like a washboard. The railroad traversing it seems to be constantly hopping up and down. Hence its nickname: The Rabbit. Built narrow gauge, it has long been integrated into Southern Pacific, but the nickname persists. Free lance logo.

**5405-01** Box Car, Brown. White and Black Lettering. LA 7'-2" x 30'. ★★ HO-O-G

**MANITOU & PIKE'S PEAK**

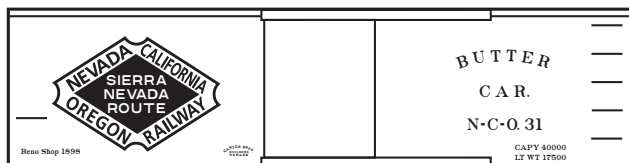


The herald is pure fiction. The cog wheel tells a story we could not ignore—it honors the climbing route through the clouds.

**5410-01** Box Car, Brown. White, Black, Red and Yellow Lettering. LA 7'-2" x 30'. ★★★ HO-O-G



## NEVADA - CALIFORNIA - OREGON



At 275 miles the N-C-O was one of the largest narrow gauges. Broad gauged in 1927. Butter from the Sierra Valley dairies required passenger service handling so as not to be delayed making the transfer at Reno to the Virginia & Truckee for the run to Virginia City. The N-C-O ran these green boxcars on passenger car trucks. Authentic N-C-O herald makes an even handsomer car.

**5430-01** Box Car, Pullman Green. Black and Gold Lettering. LA 7'-2" x 30'. ★★★ HO-O-G

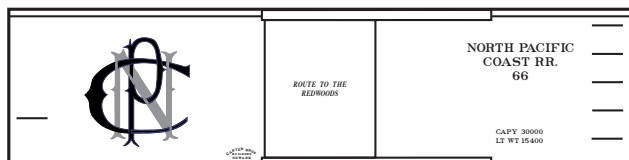
## NEVADA COUNTY NARROW GAUGE



Perhaps no railroad so small (20 miles) enjoys so much affection. Affection during its lifetime — the nickname "Never Come Never Go" was both joking and affectionate, not otherwise — and since then. Equipment was very plain. Freight cars lettered with only road initials and car number. It is therefore appropriate that the herald and nickname be added to a boxcar as distinguishing marks for a road so well remembered.

**5435-01** Box Car, Brown. White, Black and Green Lettering. LA 7'-2" x 30'. ★★★ HO-O-G

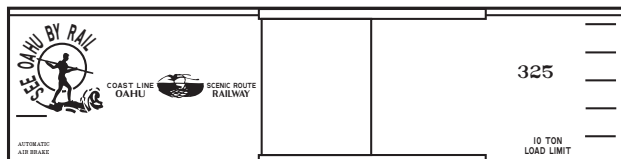
## NORTH PACIFIC COAST



Although its paddle wheel ferries were marvels of ornamentation, and it boasted locomotives chased in silver, NPC freight cars were just "drab brown boxcars" of the plainest sort. Yet the NPC herald painted on some locomotives was pure art. Very colorful too. Here is that herald, done in authentic green, red and yellow colors, to emblazon a boxcar for you. A special design makes application easy. Use a maroon like red as the car color to set off the logo magnificently.

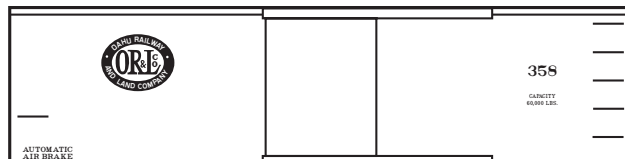
**5440-01** Box Car, Maroon. White, Red, Yellow and Green Lettering. LA 7'-2" x 30'. ★★★ HO-O-G

## OAHU RAILWAY &amp; LAND CO.



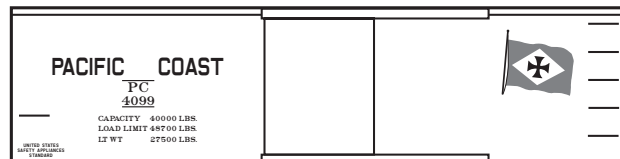
This very handsome car of the Oahu Railway & Land Company features yellow lettering in a faithful and complete rendering of the prototype. The graphics display a spear fisherman standing in the surf and a seagull winging over the sea. Now just imagine that these cars could have come stateside on a Matson roll on-roll-off vessel...yes you can interchange.

**5445-01** Box Car, Brown. Yellow Lettering. LA 7'-2" x 30'. ★ HO-O-G



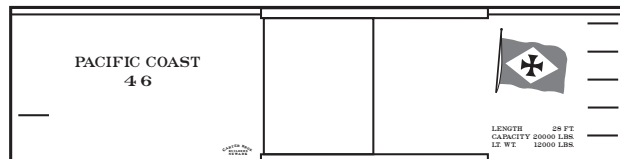
This is how OR&L decorated its cars at the turn of the 20th century. **5445-02** Box Car, Brown. White and Black Lettering. LA 7'-2" x 30'. ★HO-O-G

## PACIFIC COAST COMPANY



Pacific Coast Railway was a unique narrow gauge composed of three separate segments, connected by ships of the Pacific Coast Steamship Co. The Seattle lines adopted this very bold lettering style. Pacific Steamship's flag is added as a herald using authentic colors. The Seattle lines were broadgauged and are now a part of Burlington Northern.

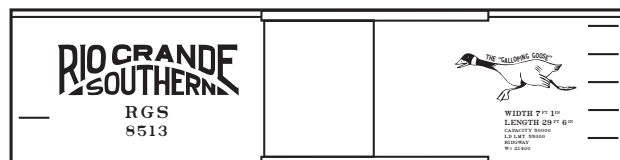
**5450-01** Box Car, Brown. White, Black and Blue Lettering. LA 7'-2" x 30'. ★★ HO-O-G



First narrow gauge part of the Pacific Coast system was the San Luis Obispo segment opened in 1873. It ran from Port Harford on San Luis Bay through San Luis Obispo to Los Alamos. Abandoned 1941. Olives, sugar beets and oil filled its cars. The steamer wharf, Southern Pacific interlocking, and San Luis yards were truly modelgenic. There was a fleet of 25 box cars. This lettering reproduces them with the blue, white and black steamer line flag added as herald.

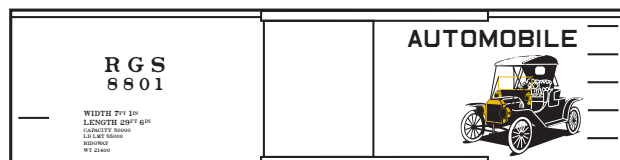
**5450-02** Box Car, Brown. White, Black and Blue Lettering. LA 7'-2" x 30'. ★★ HO-O-G

## RIO GRANDE SOUTHERN



The Sunrise herald appeared on locos, geese and cabeese. The goose on both geese and advertising. Both have been traced from the prototypes and added to RGS boxcar lettering.

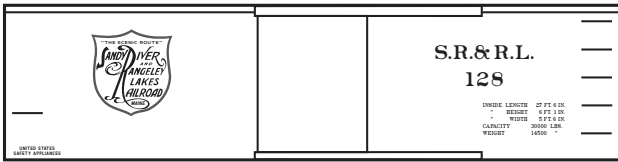
**5460-01** Box Car, Brown. White and Black Lettering. LA 7'-2" x 30'. ★★★ HO-O-G



Box car 8801, acquired from C&S, was a special service car for Automobile loading. It featured center opening end doors. Free lance "Automobile" lettering, auto graphic, and transfers for the end door hinges and door latch ("A" end only) are included.

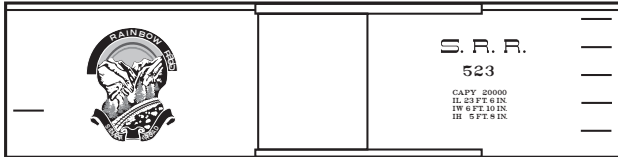
**5460-02** Box Car, Brown. White, Black and Gold Lettering. LA 7'-2" x 30'. ★★★ HO-O-G

**SANDY RIVER & RANGELY LAKES**



Spelling out its name seemed to be verboten on the SR&RL freight cars, so that tradition is faithfully observed. To which an accurate tracing of the SR&RL herald is added with appropriate red, white and blue.

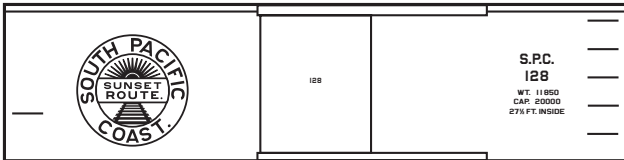
**5465-01** Box Car, Brown. White, Red and Blue Lettering. LA 7'-2" x 30'. ★★★ HO-O-G



Fabulous as the Silverton Railroad was in its own right, the Mears Passes exceeded it. Here is a Mears Pass herald to adorn a Silverton boxcar. Seven colors! Blue field behind the lettering. Red, yellow and green rainbow in a light blue sky. Set on a black car to accentuate the colors. Lettering is à la Silverton.

**5470-01** Box Car, Black. White, Black, Red, Green, Yellow, Blue and Light Blue Lettering. LA 7'-2" x 30'. ★★★ HO-O-G

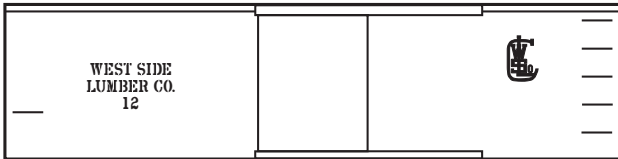
**SOUTH PACIFIC COAST**



Here's a 28 foot box car that makes an out-standing model. A marvellous marriage of car design and prototype billboard lettering. The Carter Brothers car was the original narrow gauge billboard box car. The herald's sun differs from that of the parent Southern Pacific along with the prototypical block lettering for reporting marks and gothic for dimensional data.

**5475-01** Box Car, Brown. White and Black Lettering. LA 7'-2" x 30'. ★★ HO-O-G

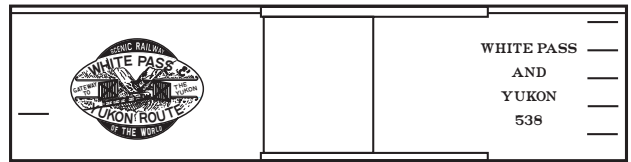
**WEST SIDE LUMBER COMPANY**



The last three-foot logger endures in the hearts of men. Couple West Side stencil lettering with a rendering of the company logo from its stationery. The logo is black and white.

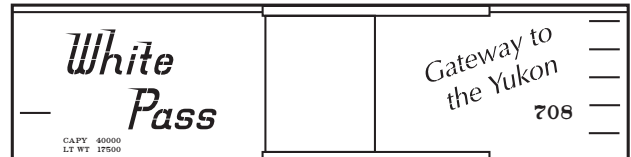
**5485-01** Box Car, Brown. White and Black Lettering. LA 7'-2" x 30'. ★★ HO-O-G

**WHITE PASS & YUKON**



Combine a faithful rendering of the original 1900 WP&Y herald with the dramatic colors of its modern day descendant. Wow! The herald has a yellow sky for the Klondike's promise, ice blue for the mountain peaks and a snow-white foreground. The train is yellow too.

**5490-01** Box Car, Brown. White, Black, Blue and Yellow Lettering. LA 7'-2" x 30'. ★★★ HO-O-G

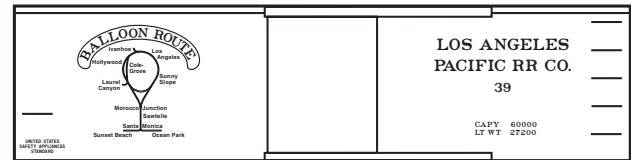


This speed lettered car is not as dramatic as the 1900 herald, but it is still very arresting. Fully prototypical per WP&Y modern era. Stencil format letters in yellow as actually appeared on car 708.

**5490-02** Box Car, Green. Yellow Lettering. LA 7'-2" x 30'. ★★ HO-O-G

**ELECTRIC LINES**


**LOS ANGELES PACIFIC**



"The Famous Balloon Route! A Pleasant Diversion!" So sang the spieler on the narrow gauge trolley cars. A \$1.00 ticket on Sundays let you ride to the beach one way and return another route on the same ticket. Using the same ticket passengers could visit different beaches and travel Sunset Boulevard through Hollywood as a bonus. Passengers had lots of great reasons to ride the cars! The graphic is from LAP ads. Broad-gauged by Pacific Electric in 1914, the excursions continued.

**5500-01** Box Car, Brown. White, Black and Yellow Lettering. LA 7'-2" x 30'. ★★★ HO-O-G

**NORTHERN ELECTRIC**

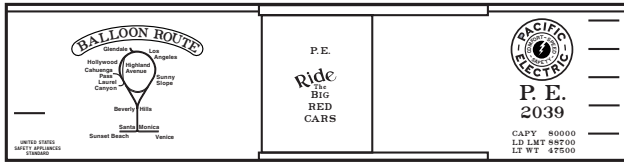


This predecessor of the Sacramento Northern decorated its boxcars with a Maltese cross logo, which is faithfully rendered here. The road used an outside third rail between Sacramento and Chico, California.

**5515-01** Box Car, Brown. White Lettering. LA 7'-2" x 30'. ★ HO-O-G

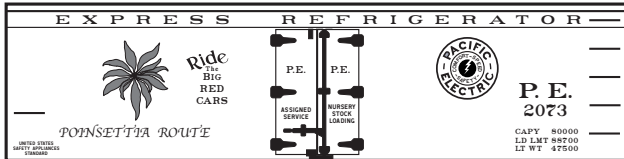


**PACIFIC ELECTRIC**



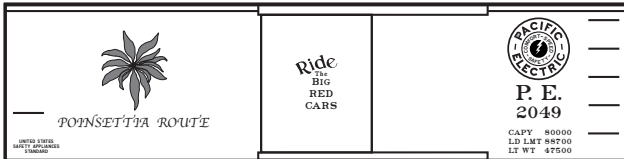
The Pacific Electric purchased and broadgauged the Los Angeles Pacific "Balloon Route" in 1914. The excursions continued although some community names had been changed. Graphic follows PE advertisement with colors complimenting the red, white and black PE bullseye logo.

**5525-01** Box Car, Brown. White, Black and Red Lettering. LA 7'-2" x 30'. ★★★ HO-O-G



PE's lines around San Bernadino followed the "Poinsettia Route", so named both for the many orchards and nurseries and for the way Red Car lines radiated out from San Bernadino, like the petals of a flower. The authentic red flower logo was taken from PE advertising. Door lettering reads: "assigned service...nursery stock loading". The car is designed to carry a yellow band above the traditional express green car color. Very handsome.

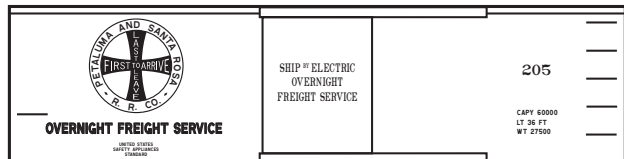
**5525-02** Refrigerator Car, Green. White, Black and Red Lettering. LA 7'-2" x 30'. ★★★ HO-O-G



"Day for a Dollar" excursions on PE's lines around San Bernardino followed the "Poinsettia Route" so named both for the many nursery products grown and for the way Red Car lines radiated out from San Bernadino like the petals of a flower. Logo taken from PE advertising.

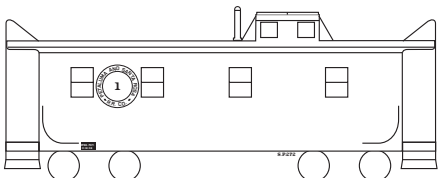
**5525-03** Box Car, Brown. White, Black and Red Lettering. LA 7'-2" x 30'. ★★★ HO-O-G

**PETALUMA & SANTA ROSA**




The Petaluma & Santa Rosa was Sonoma County's own unique electric railway and steamer line. To compete with bigger Northwestern Pacific it developed "Overnight" service, an innovation later copied by NWP and Southern Pacific. P&SR controlled the LCL freight business in its territory because it was "Last to Leave, First to Arrive". All lettering per prototype except the cross within the logo, which appeared on company stationery and structures.

**5530-01** Box Car, Brown. White and Black Lettering. LA 7'-2" x 30'. ★★ HO-O-G



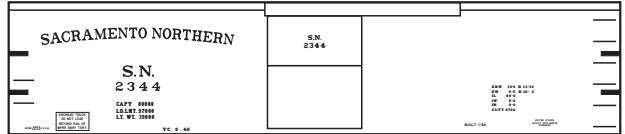
**8712-02** Caboose, 32', Brown, c.1934. White and Black Lettering. LA 8'-2 x 32'. ★ HO-S-O-G

**SACRAMENTO NORTHERN**



The name passenger train on the longest interurban railway, the Sacramento Northern was called the "The Comet". The logo from its drum head is reproduced here on an SN boxcar.

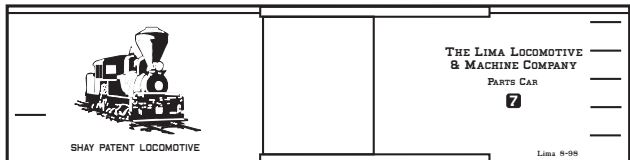
**5540-01** Box Car, Brown. White Lettering. LA 7'-2" x 30'. ★★ HO-O-G



**8725-02** Box Car, 40', Brown, c.1920-on. White Lettering. LA 8'-3 x 41'. ★ N-HO-S-O-G


**PRIVATE OWNERS**

**LIMA LOCOMOTIVE & MACHINE**



Whether Lima had a prototype is not known, but it could have. This version can be either standard or narrow gauge with added Shay.

**5650-01** Box Car, Brown. White and Black Lettering. LA 7'-2" x 30'. ★★★ HO-O-G



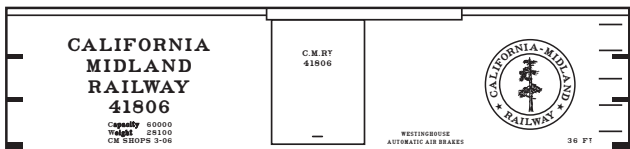
**9365-02** Hopper Car, 31', Gray, c.1949. White Lettering. LA 7'-2 x 32'. ★ N-HO-S-O-G



**9365-03** Flat Car, 40', Gray, c.1949. Black Lettering. LA 40'-2 x 2'.8. ★ N-HO-S-O-G

**FICTITIOUS RAILROADS**

**CALIFORNIA MIDLAND**



From out of the fog-shrouded redwood forests of California's North Coast comes inspiration for this car. The California Midland was a branch line of the Northwestern Pacific, which serviced a number of lumber companies. Any similarity to the famed Colorado Midland is strictly coincidental.

**5565-01** Box Car, 36', Brown, c.1900. White Lettering. LA 8'-3 x 36'. ★★ HO-O-G



**PRICES FOR NAME SETS**

*Stars Indicate Price Group*



Stars	N	TT	HO	S	O	G
★	3.75	4.25	4.25	4.75	5.50	9.75
★★	4.00	4.50	4.50	5.25	6.00	11.25
★★★	4.25	4.75	4.75	5.75	6.75	12.25
★★★★	4.50	5.25	5.25	6.75	7.75	13.75



**DECAL PAPER (Perish the thought)**

Though thin film decal paper seems to lend a touch of heresy to our line of dry transfers, there are a few situations where water slide decals may be useful. Apply the dry transfer to the decal paper, seal it with a clear coat, let it dry and then apply the decal to your model. Instructions Included.

**1251 Decal Paper**, Two Sheets 5-1/2" x 8-1/2". **\$2.00**

**PRIVACY & SECURITY**

We do not share your information with other organizations. All credit card slips are shredded after they are no longer needed. However, we do archive a photocopy of all orders so that we can verify what was shipped if there is a question later on.

**CLOSE OUTS**

*Last of our inventory of wood ties*

Clover House wood ties are milled from clear kiln dried California Pine or redwood for easy spiking and good holding quality. Pine ties are stained in five subtle colors to simulate naturally weathered track and are sold pre-mixed in packages. Redwood ties are natural color.

Low contour ties are milled to a scale four inches thick to reduce the amount of ballast needed. Bridge and

trestle ties are packaged 500 in a plastic bag.

Turnout and crossover ties (27 scale feet in length) are packaged 250 in a plastic bag and are enough for about five or six average turnouts.

Each railroad seemed to have its own idea of tie size and spacing. Representative sizes have been used rather than following one particular railroad.

**All Sizes per Package**

**N Scale \$8.00    HO Scale \$10.00    S Scale \$12.00    O Scale \$14.00**

Description	Period	Size	Gauge	Quantity	N		HO		S		O	
					Red-wood	Stained Pine	Red-wood	Stained Pine	Red-wood	Stained Pine	Red-wood	Stained Pine
Full Size	Old Time	6" x 8" x 8'	Standard	1000	1030	1060	-	-	730	-	-	860
Full Size	Modern	7" x 9" x 9'	Standard	1000	-	1061	-	-	731	-	-	-
Low Contour	Modern	4" x 9" x 9'	Standard	1000	-	-	633	-	-	-	-	-
Full Size	Old Time	6" x 8" x 6'	Narrow	1000	1040	1070	-	-	740	-	-	-
Bridge	Modern	8" x 8" x 10'	Standard	500	1045	1075	645	675	-	-	845	875
Full Size	Old Time	6" x 8" x 27'	Standard	250	1050	1080	-	-	-	-	-	-

# CAR EXTRAS

N - HO - S - O - G


ALL CAR EXTRAS

N Scale \$3.75 HO Scale \$4.25

S Scale \$4.75 O Scale \$5.50

G Gauge \$9.75

### CHALK MARKS



On the prototype, chalk marks are a type of shorthand used to indicate destinations, track number, industrial siding, car condition, etc. They were made using white chalk, charcoal, black and yellow grease pencils, etc. Our chalk marks were copied from the prototype and will lend authenticity to your models. We have included some art forms, such as Bozo Texino and J.B. King, Esq. (written without lifting the chalk).

One hundred chalk marks. N-HO-S-O-G  
 9911-01 White 9911-02 Black 9911-08 Yellow

### CAR NAMES FOR PASSENGER CARS

BAGGAGE BUSINESS BUFFET CAFETERIA  
 CHAIR COACH COFFEE SHOP COMMUTE  
 COMPANY CLUB CAR DINER DORMITORY  
 EXPRESS HORSE KITCHEN LOUNGE MILK  
 OBSERVATION OFFICIAL PARLOR PRIVATE  
 PULLMAN TAVERN TOURIST U.S. MAIL

Names describing the use of passenger and baggage cars. Thirty eight names 5 inches high. N-HO-S-O  
 9913-02 Black 9913-03 Gold 9913-08 Yellow

### NUMBERS FOR FREIGHT CARS

Roman and gothic numbers for re-numbering freight cars. Each set contains more than a dozen of each number in 4" and 7" heights. N-HO-S-O

9919-01 Roman White 1234567890  
 9919-02 Roman Black  
 9919-11 Gothic White 1234567890  
 9919-12 Gothic Black


### O SCALE DIMENSIONAL DATA

Each set contains four different car capacities that may be used to up date many of our earlier period car lettering sets.

<b>CAPY 80000</b>	EW 9-7 H 12-6	<b>CAPY 80000</b>	EW 9-7 H 12-6
<b>LD LMT 94800</b>	IL 36-0	<b>LD LMT 94800</b>	IL 36-0
<b>LT WT 41200 LA 7-28</b>	IW 8-6	<b>LT WT 41200 LA 7-28</b>	IW 8-6
	IH 8-0		IH 8-0
	CU FT 2448		CU FT 2448
	BUILT 4-03		BUILT 4-03

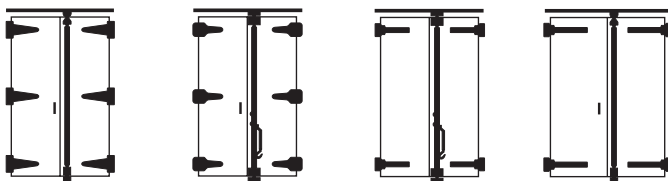
9916-01 Box Car, 1926-1950s. Four Sets, Roman Lettering, White.

9916-51 Box Car, 1926-1950s. Four Sets, Gothic Lettering, White.

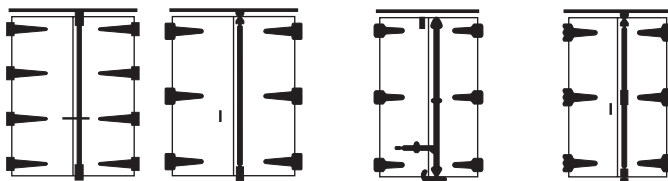


### REFRIGERATOR CAR DOORS

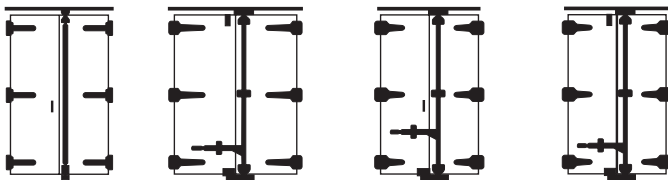
Each set contains black dry transfers for two types of doors. Thirteen inch high kick panels are included for use below the doors. Enough for two cars of each type. N-HO-S-O



9912-01 1880s - Early 1900s 4'-0" wide x 6'-3" high.  
 9912-02 1880s - Early 1900s 4'-0" and 4'-6" wide x 6'-3" high.




9912-03 1880s - Early 1900s 5'-0" wide x 6'-3" high.  
 9912-04 1900s - Early 1930s 4'-0" wide x 6'-3" high.



9912-05 1900s - Early 1930s 4'-0" and 5'-0" wide x 6'-3" high.  
 9912-06 1930s - Early 1950s 4'-0" wide x 6'-3" high.

# SIGNS FOR STRUCTURES & VEHICLES



You will find a large variety of signs copied from original and other sources. The signs are suitable for vehicles and structures of all types.

Business and building signs tended to be plainer than product signs. Typically, backgrounds on business signs were either black or dark colors. Lettering was white because it was easier to read and maintain. Product signs on the other hand, usually had several colors, and many were painted on brick and stone structures rather than wood because the upkeep was easier. Signs were painted on any available space: building sides and fronts, pillars, fences, vehicles, etc.

Modelers are advised to use photographs in books and magazines as a guide in placing

signs. Remember, a well maintained sign can last for many years without significant changes.

Our signs are suitable for use in all scales, although in N scale most of our signs would be used on sides of buildings. Those modeling in larger scales may use some of the smaller signs on windows or fences.

If you want to modify our signs or design your own signs to make your model unique, the assorted words, alphabets and stripes in various colors can be used. Shaded lettering can be achieved by offsetting two colors of the same alphabet. Use your own imagination to create other effects.

## SCALE VS. GAUGE...AND THEN THERE IS G

Throughout the catalog we refer to N, TT, HO, S, and O scale rather than gauge. This is intentional. Scale refers to model size vs. prototype size. Thus, HO scale is in a ratio of 1:87 of the prototype. Gauge refers to the distance between the inside of the rails and is the same in all scales. Standard gauge is 4 feet 8-1/2 inches between the rails. Narrow gauge varied with the individual railroads, but

the most popular gauge was 3 feet between the rails.

G is not a scale, but a gauge - 45 mm between the inside of the rails. However, there are some variations in scale so that the models will match G gauge track. Clover House G gauge products (our New Creation Line) are made in 1:24 scale (half inch to the foot).

# BUILDING & PRODUCT SIGNS

## PRODUCT SIGNS



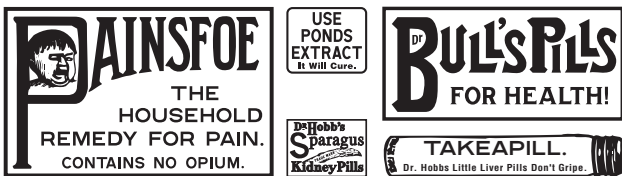
9901-01 Product Signs, c.1900. Fourteen Signs. White and Black.



9901-02 Product Signs, early 1900s. Fourteen Signs. Black and Red.



9901-03 Product Signs, early 1900s. Twelve signs. White and Red.



9901-04 Patent Medicines, c.1890s. Ten signs. White and Red.



9901-05 Cosmetics, c.1900. Eleven Signs. White and Blue Lettering.



9901-06 Foods, c.1900. Nine signs. White, Black and Red.

# DRY TRANSFER LETTERING

Primarily for HO - S - O Scales.

All Sets per Package \$4.25



9901-07 Foods, c.1900. Eleven Signs. White and Black.




9901-09 Housewares, early 1900s. Fourteen Signs. White, Black and Red.



9901-11 Furniture, c.1900. Twelve Signs. White, Black and Red.



9901-13 Automobiles, 1910s-1900s. Twelve Signs. White, Black, and Blue.



9901-14 Spirits, c.1900. Twelve Signs. White, Black and Red.



9901-15 Appliances and Equipment, early 1900s. Eleven Signs. White and Blue.

**STORE - OFFICE - RESTAURANT SIGNS**

BEER PUMPS & BAR FITTINGS  
AIR COMPRESSORS FOR  
PHYSICIANS & ARTISTS

**243** CHIROPODIST  
**WASHINGTON MARKET**  
OYSTERS, FISH AND GAME

GATES  
**OYSTER HOUSE.**  
BAKERY  
SHOE STORE

PANEL STUDIO  
300 PICTURES 25¢  
500 PICTURES 35¢  
1000 PICTURES 50¢  
REGULAR PRINTS 25¢  
24¢

FACE & SCALP  
TREATMENT  
CHIROPODIST

HAIR DRESSING  
AND  
MANICURING

CHIROPODIST  
CORRECTION 25¢  
BOOTS  
"TO"  
LET

ARCTIC ICE CREAM CO.  
POLAR BRAND  
ICE CREAM

9902-01 Store, Office and Restaurant. Twelve Signs. White, Black and Red.

WHITE SEWING MACHINE CO.  
22 UNION SQ.

Dr. Krohn  
FAMILY  
MEDICINE CO.  
Black River Falls, Wis.

WHEELER  
& Co's  
DRUG  
STORE

Chew Sing  
FRESH FRUIT  
VEGETABLES

COUNTY  
RECORDER

NOTARY  
PUBLIC

DRUGS

SPRINGFIELD  
ICE

NO. 7  
W.P. COTTON  
54  
ALDEN ST.

OYSTER  
(AND)  
LUNCH HOUSE

9902-02 Store, Office and Restaurant. Twelve Signs. Black, Red and Gold.

CHIROPODIST  
CORNS  
REMOVED  
25¢

247 ARCADE BUFFET 247

113  
FRUIT  
CONFECTIONARY

DRY  
GOODS  
STORE

BUFFET.

9902-03 Store, Office and Restaurant. Eleven Signs. White, Black and Gold.

FURNITURE

243  
DOMESTIC  
SEWING MACHINE CO.

SPECIALS  
Nationally  
Advertised  
Goods  
Start  
March 27th

PURITY, ACCURACY  
J.W. SQUIRES,  
DRUGS

LAUREL  
STOVES  
&  
RANGES

W.D. PARKER

9902-04 Store, Office and Restaurant. Eight Signs. White, Black and Gold.

**LARGE BUILDING SIGNS**

**GENERIC BUILDING SIGNS**

OUR PRICES ARE +  
÷ THE LOWEST OUR  
ASSORTMENT. largest  
THE VARIETY STORE  
253 SUPERIOR STREET

HOTEL

SEARS, ROEBUCK AND CO.  
THE CHEAPEST SUPPLY HOUSE  
ON EARTH

**ICE & COLD STORAGE DRUGS**

9904-01 Large Generic Building. Signs for sides of buildings. Ten signs. White.

**RAILROAD YARD & CROSSING SIGNS**

RAILROAD CROSSING  
LOOKOUT FOR THE LOCOMOTIVE

SLOW

YARD LIMIT

SLOW

RAILROAD CROSSING  
LOOKOUT FOR THE LOCOMOTIVE

TWO CROSSINGS

TWO CROSSINGS

RAILROAD CROSSING  
LOOKOUT FOR THE LOCOMOTIVE

STOP

RAILROAD CROSSING  
STOP  
LOOK AND LISTEN

RAILROAD CROSSING  
STOP  
LOOK AND LISTEN

YARD LIMIT

RAILROAD CROSSING  
LOOKOUT FOR THE LOCOMOTIVE

STOP

RAILROAD CROSSING  
STOP  
LOOK AND LISTEN

YARD LIMIT

9908-01 Railroad Yard and Crossing Signs. Twenty-Eight Signs. Black. HO

**SPECIALTY BUSINESS SIGNS**

OFFICE

**COAL  
COKE  
FUEL**

ALL GRADES OF COAL

BRANCH YARD  
MARCUS & M.C.R.R.

The P. Koenig Coal Co.

GOOD COAL  
PROMPT SERVICE

SOLVAY COKE

YARD

LEHIGH VALLEY  
ANTHRACITE

9905-01 Coal Yard. Nineteen Signs. White.

OLIVER CHILLED PLOWS

JEWEL PROCESS  
STOVES  
ARE UNEQUELED

CHAMPION HARVESTING  
MACHINES

KARSHALL WAGONS

SOUTH BEND PLOWS

BLACKSMITH HINGE  
WAGON & CARRIAGE SHOP

MC CORMICK HARVESTING MACHINES

BLACKSMITH SHOP

PLANO  
HARVESTING MACHINES

9905-02 Blacksmith and Implement Shop. Eleven Signs. Black and Red.

**WORDS FOR BUSINESS SIGNS**

**ROMAN STYLE LETTERING**

**GOTHIC STYLE LETTERING**

- AGENCY AUCTION AUTOMOBILES  
BAIT BEER BILLIARDS BLACK  
BLASTING BRICKS CARS CREAM  
CEMENTS CLEANERS CLOTHING
- AGENCY AUCTION AUTOMOBILES  
BAIT BEER BILLIARDS BLACK  
BLASTING BRICKS CARS CREAM  
CEMENTS CLEANERS CLOTHING

Over 100 generic words and names in Roman or Gothic style lettering to make your own signs.

Color	ROMAN		GOTHIC	
	1/16"	1/8"	1/16"	1/8"
White	9701-11	9701-21	9701-61	9701-71
Black	9701-12	9701-22	9701-62	9701-72
Red	9701-16	9701-26	9701-66	9701-76
Yellow	9701-18	9701-28	9701-68	9701-78

**WORDS FOR INDUSTRY SIGNS**

**ROMAN STYLE LETTERING**

**GOTHIC STYLE LETTERING**

- BAG BARRELS BEARINGS BOAT BOX  
CAR CANNERY CARRIAGE CHROME  
DYNAMITE ELECTRICAL EQUIPMENT  
LUMBER MACHINERY MEAT MOTORS
- BAG BARRELS BEARINGS BOAT BOX  
CAR CANNERY CARRIAGE CHROME  
DYNAMITE ELECTRICAL EQUIPMENT  
LUMBER MACHINERY MEAT MOTORS

Over 100 generic words and names in Roman or Gothic style lettering to make your own signs.

Color	ROMAN		GOTHIC	
	1/16"	1/8"	1/16"	1/8"
White	9702-11	9702-21	9702-61	9702-71
Black	9702-12	9702-22	9702-62	9702-72
Red	9702-16	9702-26	9702-66	9702-76
Yellow	9702-18	9702-28	9702-68	9702-78



# ALPHABETS

All Sizes per Package \$4.25

Alphabet (capitals only) and number sets.  
 Combined Set: 1/32", 3/64", 1/16" & 3/32" high.  
 All sets include letters and numbers. Quantity depends on the height and width of characters. Typically, an

alphabet containing letters 3/16" high will have approximately 160 characters, condensed will have more, and extended will have fewer.

## RAILROAD ROMAN

Condensed Bold

Color	Combined Set	1/8"	3/16"
White	9600-11	9600-21	9600-31
Black	9600-12	9600-22	9600-32
Gold	9600-13	9600-23	9600-33
Red	9600-16	9600-26	9600-36
Yellow	9600-18	9600-28	9600-38

## BLOCK CONDENSED BOLD

Color	Combined Set	1/8"	3/16"
White	9650-11	9650-21	9650-31
Black	9650-12	9650-22	9650-32
Gold	9650-13	9650-23	9650-33
Red	9650-16	9650-26	9650-36
Blue	9650-17	9650-27	9650-37
Yellow	9650-18	9650-28	9650-38

## BLOCK MEDIUM

Color	Combined Set	1/8"	3/16"	1/4"
White	9652-11	9652-21	9652-31	9652-41
Black	9652-12	9652-22	9652-32	9652-42
Gold	9652-13	9652-23	9652-33	9652-43
Red	9652-16	9652-26	9652-36	9652-46
Yellow	9652-18	9652-28	9652-38	9652-48
Green	9652-19	9652-29	9652-39	9652-49

## HELVETICA BOLD

Color	Combined Set	1/8"	3/16"	1/4"
White	9654-11	9654-21	9654-31	9654-41
Black	9654-12	9654-22	9654-32	9654-42
Gold	9654-13	9654-23	9654-33	9654-43
Red	9654-16	9654-26	9654-36	9654-46
Blue	9654-17	9654-27	9654-37	9654-47
Yellow	9654-18	9654-28	9654-38	9654-48
Green	9654-19	9654-29	9654-39	9654-49

## RAILROAD ROMAN

Medium

Color	Combined Set	1/8"	3/16"	1/4"
White	9601-11	-	9601-31	9601-41
Black	9601-12	9601-22	9601-32	9601-42
Gold	9601-13	9601-23	9601-33	9601-43
Red	9601-16	9601-26	9601-36	9601-46
Yellow	9601-18	9601-28	9601-38	9601-48
Green	9601-19	9601-29	9601-39	9601-49

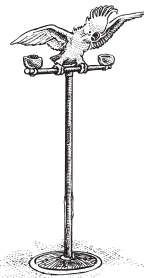
## RAILROAD ROMAN

Extended

Color	Combined Set	1/8"	3/16"	1/4"
White	9602-11	9602-21	9602-31	9602-41
Black	9602-12	9602-22	9602-32	9602-42
Gold	9602-13	9602-23	9602-33	9602-43
Red	9602-16	9602-26	9602-36	9602-46
Yellow	9602-18	9602-28	9602-38	9602-48
Green	9602-19	9602-29	9602-39	9602-49

## CRAW MEDIUM

Color	Combined Set	1/8"	3/16"
White	9603-11	9603-21	9603-31
Black	9603-12	9603-22	9603-32
Gold	9603-13	9603-23	9603-33
Yellow	9603-18	9603-28	9603-38



## OCTIC MEDIUM

Color	Combined Set	1/8"	3/16"	1/4"
White	9651-11	9651-21	9651-31	9651-41
Black	9651-12	9651-22	9651-32	9651-42
Gold	9651-13	9651-23	9651-33	9651-43
Red	9651-16	9651-26	9651-36	9651-46
Blue	9651-17	9651-27	9651-37	9651-47
Yellow	9651-18	9651-28	9651-38	9651-48
Green	9651-19	9651-29	9651-39	9651-49



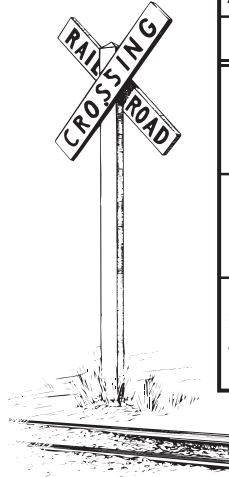
# COPPERPLATE MEDIUM

Color	Combined Set	1/8"	3/16"
White	9665-11	9665-21	9665-31
Black	9665-12	9665-22	9665-32
Gold	9665-13	9665-23	9665-33
Red	9665-16	9665-26	9665-36
Yellow	9665-18	9665-28	9665-38

# ZEPHYR MEDIUM

Color	Combined Set	1/8"	3/16"
White	9604-11	9604-21	9604-31
Black	9604-12	9604-22	9604-32
Gold	9604-13	9604-23	9604-33
Silver	9604-15	9604-25	9604-35

All Sizes per Package \$4.25



## ALPHABET TABLE



Actual Height		Letter Height in Scale Inches				
Fract.	Dec.	N	HO	S	O	G
1/32"	.031	5.0	2.7	2.0	1.5	1.3
3/64"	.047	7.5	4.1	3.0	2.3	1.1
1/16"	.063	10.0	5.4	4.0	3.0	1.5
3/32"	.094	15.0	8.2	6.0	4.5	2.3
1/8"	.125	20.0	10.9	8.0	6.0	3.0
3/16"	.188	30.0	16.3	12.0	9.0	4.5
1/4"	.250	40.0	21.7	16.0	12.0	6.0
*3/8"	.375	60.0	32.6	24.0	18.0	9.0
*1/2"	.500	80.0	43.5	32.0	24.0	12.0

\* These sizes not available from Clover House. Try a local graphics arts store.

See 'Car Extras' for Passenger Car Names & Freight Car Numbers on Page 66

# PASSENGER CAR

Rounded Style

Color	Five Inch High Lettering		
	HO	S	O
Black	9622-22	9622-32	9622-42
Gold	9622-23	9622-33	9622-43
Yellow	9622-28	9622-38	9622-48



# PASSENGER CAR

Square Style

Color	Five Inch High Lettering		
	HO	S	O
Black	9605-22	9605-32	9605-42
Gold	9605-23	9605-33	9605-43
Yellow	9605-28	9605-38	9605-48



100" Per Package - All Sets \$4.25

Stripes can be used for sign borders, locomotive running boards and tenders, passenger cars,

freight cars, track diagrams on control panels, trucks, airplanes, ships, military models, etc.

White	Black	Gold	Red	Blue	Yellow	Green	Width of Stripes		Width of Stripes in Scale Inches				
							Fractions	Decimals	N	HO	S	O	G
9800-11	9800-12	9800-13	9800-16	9800-17	9800-18	9800-19	1/128"	.006"	1"	1/2"	3/8"	1/4"	1/8"
9800-21	9800-22	9800-23	9800-26	9800-27	9800-28	9800-29	-	.011"	1 3/4"	1"	3/4"	1/2"	1/4"
9800-31	9800-32	9800-33	9800-36	9800-37	9800-38	9800-39	1/64"	.016"	2 1/2"	1 1/2"	1"	3/4"	3/8"
9800-41	9800-42	9800-43	9800-46	9800-47	9800-48	9800-49	-	.023"	3 3/4"	2"	1 1/2"	1"	1/2"
9800-51	9800-52	9800-53	9800-56	9800-57	9800-58	9800-59	1/32"	.031"	5"	2 3/4"	2"	1 1/2"	3/4"
9800-61	9800-62	9800-63	9800-66	9800-67	9800-68	9800-69	-	.044"	7"	3 3/4"	2 3/4"	2"	1"

Caveat Emptor



A Hopelessly Owned Subsidiary of Clover House

# Fly By Night Industries

No Phone - No Address - No Guarantee - No Returns

GUARANTEED REJECTS



## A SPECIAL NOTE ABOUT FLY BY NIGHT INDUSTRIES

*"If It's Not Right It's Fly By Night"*

Fly By Night (as you probably guessed) is the fun side of the business. These are the rejects or seconds from our manufacturing operation such as misprints, incorrect colors, wrong sizes, and anything else that does not measure up to top quality.

Also included are close-outs and miscellaneous odds and ends. There are some very usable items, and we feel that they are priced right. In case you are wondering, Fly By Night is a legally registered name.



## DRY TRANSFER PRACTICE PACKAGE

Misprints - Mistakes - Wrong Colors - Obsolete - Whatever  
Our Selection - 36 Square Inches  
FBN 01 - #2.00 Each



These items were manufactured from the 1950's to early 1970's. They are similar to, or may be, Silver Streak, Model Die Casting, Central Valley, Varney and other familiar model railroad products of the period. Some of the castings are seconds and are sold 'as is', but we believe the price is right. Sale is limited to stock on hand which is in short supply for some items.

### Screws - Pins - Staples - \$1.25 per Package

Product Number	Quantity	Screws - Pins - Staples
CL-71	10	#2 x 1/4" R.H. - Wood
CL-72	10	#2 x 3/8" R.H. - Wood
CL-73	10	#3 x 1/2" R.H. - Wood
CL-74	10	#2 x 1/2" F.H. - Wood
CL-75	10	#2 x 1/2" R.H. - Machine
CL-76	10	#20 x 3/8" Brass Escutcheon Pins
CL-77	90	Small Coated Steel Staples For HO Grab Irons 22" Wide

### HO SCALE PARTS - \$2.50 per Package

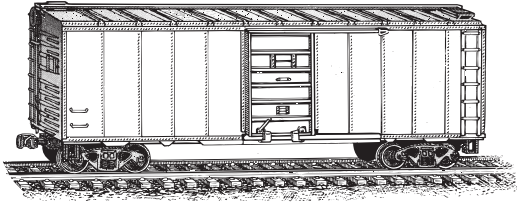
Product Number	Quantity	HO Scale Miscellaneous Parts
CL-02	15	A-B Brake Valves
CL-03	3	Ajax Brake Housing and Wheel Set
CL-04	3	Two Piece K-Brake Set for Hopper Cars
CL-08	4	Freight Car Door, Small With Guides
CL-13	12	Smoke Jack with China Cap
CL-14	16	Caboose Windows, Tall Non-barred
CL-15	16	Caboose Windows, Tall Barred
CL-16	10	Caboose Windows, Short non-barred
CL-19	2	Caboose Cupola, Steel Type
CL-20	10	Caboose Roof Platforms
CL-27	50	Roof Ribs, Stamped Metal
CL-28	2	Corrugated Aluminum, 4" x 6" x .006" x .045" o/c
CL-29	8	Brake Platform, Die Cast
CL-31	4	One Piece K-Brake Casting
CL-495	10	Caboose Crescent Grab Irons



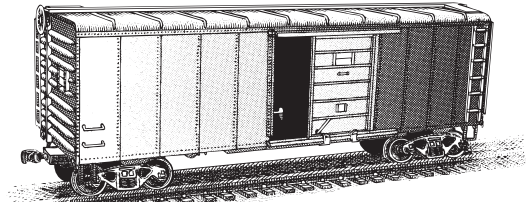
# ROUNDHOUSE CAR KITS FROM MODEL DIE CASTING, INC.

These undecorated plastic kits have trucks and horn hook couplers. You may custom paint and then letter them with Clover House dry transfer lettering sets. See page 17 for information on lettering Area "LA.....". Supply is limited since the kits are no longer being manufactured.


## HO Scale




**40' BOX CAR** This Classic Era all steel box may be used on layouts from the 1930s through the 1950s. It has A-B brakes and cast steel trucks. LA 9'-8 x 40'-4. **1004 HO Scale (MDC 1040) \$13.50**



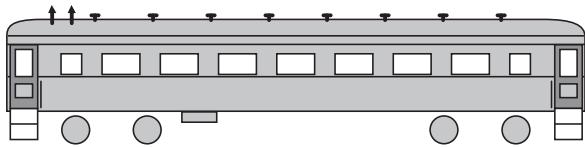
**40' STEEL BOX CAR** This car was used between the 1940s and 1970s. It has an A-B brake system and cast steel trucks. LA 9'-9 x 40'. **1005 HO Scale (MDC 1080) \$13.50**



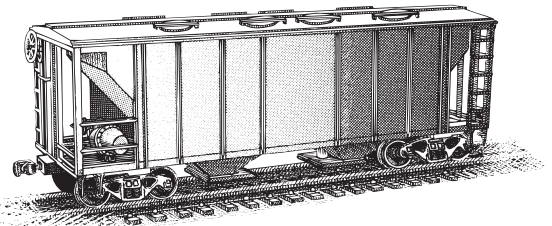
**20' ORE CAR** This car with all steel construction, was used from 1920s through 1960s. A-B brakes and cast steel trucks. LA 5'-0 x 20'-0. **1011 HO Scale (MDC 1401) \$10.00**



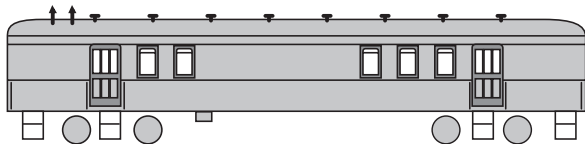
**20' ORE CAR** Used from the 1930s through 1960s this car has all steel construction, A-B brakes and cast steel trucks. LA 4'-0 x 20'-0. **1012 HO Scale (MDC 1402) \$10.00**



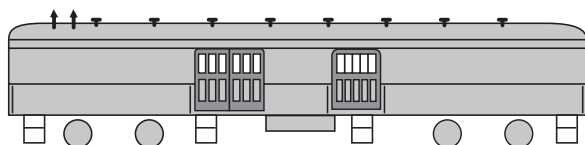
**60' COACH** Harriman style had all steel construction. It was used from the early 1900s through 1950s. **1020 HO Scale (MDC 6010) \$16.00**



**34' COVERED HOPPER** Pullman PS-2 series was used from 1950s through the 1980s. It has all steel construction with A-B brakes and cast steel roller bearing style trucks. LA 7'-9 x 29'-0. **1009 HO Scale (MDC 1430) \$14.00**




**60' RAILWAY POST OFFICE CAR** Harriman style had all steel construction. It was used from the early 1900s through 1950s. **1022 HO Scale (MDC 5980) \$16.00**



**60' BAGGAGE CAR** Harriman style had all steel construction. It was used from the early 1900s through 1950s. **1021 HO Scale (MDC 6020) \$16.00**

## N Scale



**36' MEAT REFRIGERATOR CAR** This wood and steel reefer may be used on 1930s through 1950s period layouts. It has an A-B brake system, cast steel trucks and steel underbody. LA 8'-6 x 36'-6. **1014 N Scale (MDC 8680) \$14.00**

# HO SEARCHLIGHT SIGNAL KITS


**UNION SWITCH & SIGNAL COMPANY H-2 SEARCHLIGHT SIGNAL**  
Manufactured by "Class 5" models.

These highly detailed non-lighted signal kits will give you a foreground model that will impress the most discriminating modelers. We believe these kits will make some of the finest signals available. The detailed plastic castings and photo etchings are of the highest quality and contain enough parts to configure the signals in ten variations.

Though based upon Southern Pacific prototypes, they can be modified to fit some other railroad designs.

If you carefully follow the instructions, you will be well pleased with the results.


**1101 (Class 5 - 101) Single Head. Not lighted. HO Scale \$15.75**  
**1102 (Class 5 - 102) Dual head. Not lighted. HO Scale \$18.75**



## ORDERING INSTRUCTIONS

1. Minimum order is \$20.00. Delivery guaranteed.
2. Send payment by check drawn on a U.S. bank, money order, Master Card or Visa credit cards. U.S. Dollars only.
3. Orders within the U.S. & Canada:  
Uniform shipping charge is \$5.00.
4. Orders outside the U.S. & Canada:
  - A. Send payment by Master Card or Visa Credit card. U.S. Dollars only.
  - B. All orders shipped by air. The U.S. Postal Service does not ship outside the U.S. by surface.
  - C. Estimated shipping cost is 20%.
  - D. Actual shipping charges will be added to order.
5. We are not prepared to accept telephone orders.
6. We refund excess money with the order rather than issuing credit slips.
7. The order form will be returned to you. Please retain it, since it must be returned to us with any claim for adjustment or for merchandise not received.
8. Your satisfaction is guaranteed. 509-999-6247.

**PLEASE FEEL FREE TO COPY THE ORDER FORM  
IF YOU DO NOT WANT TO CUT UP THE CATALOG**





# Clover House

Post Office Box 215  
Veradale, Washington 99037-0215 U.S.A.

Please type or print plainly using a ball point pen.  
This will be your shipping label.

Name \_\_\_\_\_

Address \_\_\_\_\_

City-State-Zip + 4 \_\_\_\_\_

PLEASE DO NOT WRITE IN THIS SPACE

Order Number \_\_\_\_\_

Received \_\_\_\_\_

Shipped \_\_\_\_\_

Shipped Via \_\_\_\_\_

Shipping Charge \_\_\_\_\_

Checked By \_\_\_\_\_

Line	Quantity	Product Number	Description	Color / Material	Scale	Unit Price	Price
1							
2							
3							
4							
5							
6							
7							
8							
9							
10							
11							
12							
13							
14							
15							
16							
17							

Telephone Number [ ] - [ ] - [ ]  
(If we need to contact you about your order – Information not shared)

Minimum Charge \$20.00     Master Card     Visa

Credit Card Number [ ] - [ ] - [ ] - [ ]

Expiration Date \_\_\_\_\_

Merchandise ordered from Catalog  
No. \_\_\_\_\_

Is this your first Order?  
 Yes     No

**Total for Merchandise**  
Minimum Order \$20.00

**Washington Residents**  
Add Sales Tax

**Uniform Shipping Charge**  
U.S. & Canada

	\$5.00
<b>Total</b>	

Signature \_\_\_\_\_ Date \_\_\_\_\_

# MISCELLANEOUS EXTRA THINGS

## INDEX

Alphabets, General.....	70-71	Glass, Window.....	3	Refrigerator Car Doors.....	66
Alphabets, Passenger Car.....	71	Hand Tools.....	14-16	Rod & Pipe.....	8
Barrels.....	10	Hardware.....	12-13	Screen, Brass & Nylon.....	5
Beads/Insulators.....	13	Insulators/Beads.....	13	Scriber, Glass.....	3,15
Building Signs.....	68-69	Kits, Car.....	73	Sheet Metal.....	5
Cable.....	9	Large Scale Lettering.....	56-64	Sheet, Plastic.....	11
Car Kits.....	73	Metal, Sheet.....	5	Signal Kits.....	74
Chain.....	7	NMRA Standards Gauge.....	13	Signs, Building.....	68-69
Chalk Marks.....	66	Nylon Filament.....	9	Stripes.....	71
Decal Paper.....	65	Ordering Instructions.....	74	Styrene Sheet.....	11
Dowels/Poles.....	10	Printed Circuit Board.....	6	Ties, PC.....	6
Dry Transfer Lettering.....	18-72	Phosphor Bronze Wire.....	9	Tools.....	14-16
Eye Bolts & Rings.....	12	Pins, Model Makers'.....	13	Window Glass.....	3
Fly By Night.....	72	Plastics.....	11	Wire Conversion Tables.....	76
Gauges, NMRA Standard.....	13	Poles/Dowels.....	10	Wire, Coiled.....	9
Generic Words & Names.....	69	Polycarbonate Sheet.....	11	Wire, Straight.....	8
Glass Scriber.....	3,15	PC Ties.....	6	Words & Names.....	69

### WIRE CONVERSION TABLES

#### Wire Size vs. Gage for Scale Rods

Prototype Rod Size in Inches	Brass & Copper Wire Gage				
	N	HO	S	O	G
1/2	38	35	32	30	24
3/4	36/37	31	29	26	20
1	34	29	26	24	18
1 1/2	30/31	25	23	20	14
2	28	23	20	18	11/12
2 1/2	26	21	18	16	9/10
3	25	19	17	14	8
4	22	17	14	12	6
5	20	15	12	10	4
6	18/19	13	11	8	2
7	17	12	9	7	1
8	16	11	8	6	
9	15	10	7	5	
10	14	9	6	4	
11	13/14	8	5/6	3	
12	12/13	7	5		

#### Wire Size vs. Gage for Scale Pipe

Prototype pipe is measured by inside dimension. However, for modeling purposes the outside dimension is used.

Prototype Pipe Size in Inches	Brass & Copper Wire Gage				
	N	HO	S	O	G
1/2	36	30	28	25	19
3/4	34	28	26	23	17
1	32	26	24	21	15
1 1/2	28	23	21	18	12
2	27	21	19	16	10
2 1/2	25	20	17	15	8/9
3	23	18	15	13	6/7
4	21	16	13	11	5
5	19	14	11	9	3
6	18	13	10	7	1/2
7	17	11	9	6	
8	16	10	8	5	
9	15	9	7	4	
10	14	8	6	3	
11	13	8	5		
12	12	7	4		

### PRICES, UPDATES AND A TOUCH OF LEGALITY

Due to inflation, prices are subject to change without notice. We plan and will try to keep prices in this catalog constant until January 1, 2013. After that date, write, watch ads in magazines or visit our web site: [cloverhouse.com](http://cloverhouse.com).

Updates of new products and changes are issued as needed and are included with orders

and catalogs. If you would like one, please write or visit our web site.

We reserve the right to change prices and to modify designs without notice or obligation to previous purchasers. No part of this catalog may be reproduced without written permission. All rights reserved. Copyright 2011. Printed in U.S.A.



# CONVERSION TABLES

Decimal figures below are given in actual inches per scale measure,  
except that 1/4 mile and above are in actual feet.



Prototype Dimenson	N (RR) 1:160	TT/SHIP 1:120	HO (RR) 1:87	AIRCRAFT 1:72	S (RR) 1:64	O (RR) 1:48	MILITARY 1:35	SHIP 1:32	G (RR) 1:24	Prototype Dimenson
1"	.006"	<b>.008"</b>	.011"	<b>.014"</b>	.016"	<b>.021"</b>	.029"	<b>.031"</b>	.042"	1"
2"	.013	<b>.017</b>	.023	<b>.028</b>	.031	<b>.042</b>	.057	<b>.063</b>	.083	2"
3"	.019	<b>.025</b>	.035	<b>.042</b>	.047	<b>.063</b>	.086	<b>.094</b>	.125	3"
4"	.025	<b>.033</b>	.046	<b>.056</b>	.063	<b>.083</b>	.114	<b>.125</b>	.167	4"
5"	.031	<b>.042</b>	.057	<b>.070</b>	.078	<b>.104</b>	.143	<b>.156</b>	.208	5"
6"	.038	<b>.050</b>	.069	<b>.083</b>	.094	<b>.125</b>	.172	<b>.188</b>	.250	6"
7"	.044	<b>.058</b>	.080	<b>.097</b>	.109	<b>.146</b>	.200	<b>.219</b>	.292	7"
8"	.050	<b>.067</b>	.092	<b>.111</b>	.125	<b>.167</b>	.229	<b>.250</b>	.333	8"
9"	.056	<b>.075</b>	.103	<b>.125</b>	.141	<b>.188</b>	.257	<b>.281</b>	.375	9"
10"	.063	<b>.083</b>	.115	<b>.139</b>	.156	<b>.208</b>	.286	<b>.313</b>	.417	10"
11"	.069	<b>.092</b>	.126	<b>.153</b>	.172	<b>.229</b>	.314	<b>.344</b>	.458	11"
12" (1')	.075	<b>.100</b>	.138	<b>.167</b>	.188	<b>.250</b>	.343	<b>.375</b>	.500	12" (1')
2'	.150	<b>.200</b>	.276	<b>.333</b>	.375	<b>.500</b>	.686	<b>.750</b>	1.00	2'
3'	.225	<b>.300</b>	.414	<b>.500</b>	.563	<b>.750</b>	1.03	<b>1.13</b>	1.50	3'
4'	.300	<b>.400</b>	.552	<b>.667</b>	.750	<b>1.00</b>	1.37	<b>1.50</b>	2.00	4'
5'	.375	<b>.500</b>	.690	<b>.833</b>	.938	<b>1.25</b>	1.71	<b>1.88</b>	2.50	5'
6'	.450	<b>.600</b>	.828	<b>1.00</b>	1.13	<b>1.50</b>	2.06	<b>2.25</b>	3.00	6'
7'	.525	<b>.700</b>	.966	<b>1.17</b>	1.31	<b>1.75</b>	2.40	<b>2.63</b>	3.50	7'
8'	.600	<b>.800</b>	1.10	<b>1.33</b>	1.50	<b>2.00</b>	2.74	<b>3.00</b>	4.00	8'
9'	.675	<b>.900</b>	1.24	<b>1.50</b>	1.69	<b>2.25</b>	3.09	<b>3.38</b>	4.50	9'
10'	.750	<b>1.00</b>	1.38	<b>1.67</b>	1.88	<b>2.50</b>	3.43	<b>3.75</b>	5.00	10'
20'	1.50	<b>2.00</b>	2.76	<b>3.33</b>	3.75	<b>5.00</b>	6.86	<b>7.50</b>	10.00	20'
30'	2.25	<b>3.00</b>	4.14	<b>5.00</b>	5.63	<b>7.50</b>	10.29	<b>11.25</b>	15.00	30'
40'	3.00	<b>4.00</b>	5.52	<b>6.67</b>	7.50	<b>10.00</b>	13.71	<b>15.00</b>	20.00	40'
50'	3.75	<b>5.00</b>	6.90	<b>8.33</b>	9.38	<b>12.50</b>	17.14	<b>18.75</b>	25.00	50'
60'	4.50	<b>6.00</b>	8.28	<b>10.00</b>	11.25	<b>15.00</b>	20.57	<b>22.50</b>	30.00	60'
70'	5.25	<b>7.00</b>	9.66	<b>11.67</b>	13.13	<b>17.50</b>	24.00	<b>26.25</b>	35.00	70'
80'	6.00	<b>8.00</b>	11.03	<b>13.33</b>	15.00	<b>20.00</b>	27.43	<b>30.00</b>	40.00	80'
90'	6.75	<b>9.00</b>	12.41	<b>15.00</b>	16.88	<b>22.50</b>	30.86	<b>33.75</b>	45.00	90'
100'	7.50	<b>10.00</b>	13.79	<b>16.67</b>	18.75	<b>25.00</b>	34.29	<b>37.50</b>	50.00	100'
125'	9.38	<b>12.50</b>	17.24	<b>20.83</b>	23.44	<b>31.25</b>	42.86	<b>46.88</b>	62.50	125'
150'	11.25	<b>15.00</b>	20.69	<b>25.00</b>	28.13	<b>37.50</b>	51.43	<b>56.25</b>	75.00	150'
175'	13.13	<b>17.50</b>	24.14	<b>29.17</b>	32.81	<b>43.75</b>	60.00	<b>65.63</b>	87.50	175'
200'	15.00	<b>20.00</b>	27.59	<b>33.33</b>	37.50	<b>50.00</b>	68.57	<b>75.00</b>	100.00	200'
1/4 mi	8.25'	<b>11.00'</b>	15.17'	<b>18.33'</b>	20.63'	<b>27.50'</b>	37.71'	<b>41.25'</b>	55.00'	1/4 mi
1/2 mi	16.50	<b>22.00</b>	30.34	<b>36.67</b>	41.25	<b>55.00</b>	75.43	<b>82.50</b>	110.00	1/2 mi
3/4 mi	24.75	<b>33.00</b>	45.52	<b>55.00</b>	61.88	<b>82.50</b>	113.14	<b>123.75</b>	165.00	3/4 mi
1 mi	33.00	<b>44.00</b>	60.69	<b>73.33</b>	82.50	<b>110.00</b>	150.86	<b>165.00</b>	220.00	1 mi
2 mi	66.00	<b>88.00</b>	121.38	<b>146.67</b>	165.00	<b>220.00</b>	301.71	<b>330.00</b>	440.00	2 mi
3 mi	99.00	<b>132.00</b>	182.07	<b>220.00</b>	247.50	<b>330.00</b>	452.57	<b>495.00</b>	660.00	3 mi
4 mi	132.00	<b>176.00</b>	242.76	<b>293.33</b>	330.00	<b>440.00</b>	603.43	<b>660.00</b>	880.00	4 mi
5 mi	165.00	<b>220.00</b>	303.45	<b>366.67</b>	412.50	<b>550.00</b>	754.29	<b>825.00</b>	1100.00	5 mi



We hope you enjoyed our catalog and  
look forward to hearing from you soon.



**CLOVER**  **HOUSE**  
Post Office Box 215  
Veradale, Washington 99037-0215 U.S.A.